



MILLER at WORK



OFFICE FURNITURE

2016-B PRICE LIST

CASEGOODS & SEATING

Effective date 3/8/16

This book Supersedes all other Price books



A TRADITION OF LISTENING

TABLE OF CONTENTS

Casegoods & Seating Collections

Constructive suggestions for price list.....Page 4
Standard terms & conditions.....Page 5
Target II laminate collection.....Pages 9 - 16
Target II wood collection.....Pages 17 - 23
Statesman II wood veneer collection.....Pages 25 - 31
Chair Index.....Page 34 & 35

* Please go to www.milleratwork.com for the most up to date pricing *



CASEGOODS WARRANTY

All Casegoods Products

Miller at Work warrants Miller brand products delivered to the purchaser as new and in the original carton to be free from defective materials and workmanship (normal wear and tear excepted), for normal commercial use, unless otherwise specified, for a period of ten years. Normal commercial use is defined as a single shift, (eight (8) hour day) forty (40) hour work week, that begins at the date of sale.

Miller at Work, at its option, will repair or replace with comparable product, parts or components manufactured after May 10, 2010 which fails under normal use, as a result of such defect. This is not retroactive.

Variations that occur naturally in wood or other material used in the Miller product will not be considered defects. Furthermore, Miller at Work does not warrant the color - fastness or matching of colors, texture, or grains of such material. This warranty does not extend to damage caused by carrier, modification(s) or attachments(s) to the product not approved by Miller at Work, non-standard materials chosen by and at the request of a user, damages or failures caused by misuse or abuse or neglect of our products, products that have had glass placed on their tops, lateral files that have been bottom loaded, and products that were not installed, assembled, used, or maintained in accordance with product instructions and warnings.

Term limitations on this warranty for specific furniture components are as follows:

Lifetime Warranty

Drawer suspensions

No implied warranty of merchantability or fitness for a particular purpose applies to the Miller product after the applicable period of warranty stated above. No other express warranty or guarantee shall exist with the respect to the Miller product.

Miller at Work obligation under this warranty is limited to repair or replacement, at its option, with sole discretion regarding costs, products, or components.

Miller at Work shall not be held liable for any incidental or consequential damages including, but not limited to any expenses associated with the removal or installation of any defective merchandise covered by this warranty.

To open a warranty claim, follow these steps:

1. Notify the dealer from whom the product was purchased within 30 days of discovery of the defect.
2. The dealer will supply all pertinent information, regarding the claim, including proof of purchase, invoice number, and number of defective products to the Miller at Work customer service representative for processing under the warranty.
3. If under warranty, the customer service representative will determine appropriate action to provide replacement parts for in field repair or to replace the product. This may include, at the discretion of Miller at Work, a field inspection by a Miller Sales Representative or other qualified representative to determine and verify the validity of claim.
4. Written authorization by Miller at Work must be obtained before any warranty work is performed.

This warranty gives specific legal rights, and you may also have other rights, which vary from state to state or providence to providence.



Ship Dates

- Acknowledged ship dates are our best estimates of when the product will leave the factory. Actual ship dates may vary. A ship date is not assigned until after credit approval. Orders will be scheduled based on the longest lead-time contained in the order.

Change Orders

- All changes on orders previously acknowledged must be in writing and are subject to approval and additional charges. If the order is in production, the order cannot be changed.

Cancellations

- Orders that have entered any stage of production cannot be cancelled. If in the event a cancellation is approved, a 50% restocking charge will apply all products must be in original cartoning and received without freight damage. Customer will be responsible for prepayment of freight and must be pre-approved by e-mail or fax with return authorization number.

Prices

- All pricing is suggested retail and is based on shipping point of High Point, NC.
Pricing in effect at the time of shipment will prevail. Prices are subject to change without notice.

Standard Terms & Conditions

1. All orders must be credit approved or per-paid.
2. **Terms of Payment:** 2% 10 Net 30.
3. **Past Due:** 2% finance charge after 30 days.
4. **Cost of Collection:** All costs including, but not limited to, fees paid to collection agencies and reasonable attorney fees whether suit is commenced or not under the jurisdiction in the State of North Carolina.
5. **Modification:** Miller at Work retains the rights to modify the terms and amount of credit granted, with or without notice to the customer.
6. Mail all payments to this address: **Miller at Work PO Box 5508 High Point, NC 27262**
7. Customer Service: 336.883.1302

All orders are FOB High Point NC.

Quotes can be requested by faxing 336-883-1304 or email orders@milleratwork.com

Order Entry

- Please fax or e-mail all orders for shipping and pallet quotes to **336.883.1304** or orders@milleratwork.com
- All acknowledgements and invoices will be e-mailed or faxed
- All freight must be shipped to a commercial loading dock.
- Additional freight charges could be involved for special delivery services, please call for quotation.

Freight Claims

- If you receive product that is freight damaged, the following steps must be taken:
 1. Before signing the freight bill (bill of lading) for the merchandise, make a careful notation of all damages on the freight bill.
 2. Immediately file a claim with the delivery company. This claim must be filed within 10 working days of receipt of goods.
 3. Request an inspection by the carriers' agent.
 4. You **must** retain all shipping cartons and inner packing for inspection by the carrier's agent.



A series of horizontal lines for writing, with a large, faint watermark of the MILLER at WORK logo centered on the page.



MILLER MODEL NUMBERS

The format of the new casegoods model number is:

<u>Series #</u>		<u>Size</u>		<u>Description</u>		<u>Tops</u>		<u>Finish</u>
74	-	7236	-	DP	-	WT	-	MA
For existing Series, we chose the most used number. The series number no longer tells you the finish. The finish code is added at the end of the model number.		There will be dashes between sections of the model number.		This is the common size. Refer to the individual model dimensions for actual sizes.		Five ply wood veneer tops with solid wood edges.		The finish code is now on the end of the model number.

If you do not have an item for one of the model number sections, simply leave it out.

Example:

74-7236-DP-WT-MA

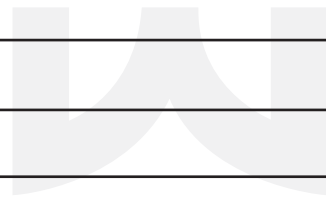


no options needed

E-mail or fax for any other questions.




MILLER at WORK





TARGET II laminate



TARGET II
laminate

Finishes
Honey Cherry

Laminate
-Melamine vertical sides

Tops
-1 1/4" thick, high pressure laminate.
-Shaped solid wood edge profile

Drawer fronts and end panels have 2 mm. pvc edge banding

Drawer Suspensions
-Suspensions are precision steel ball-bearing.
-All file drawers and box drawers are full extension, which allows full access to interior drawer space 100 lbs capacity
-Lateral files drawers are equipped with factory installed Inter-locking metal and plastic frames that accommodate various filing arrangements

Locks
-Inter locking drawer system
-Lateral files are standard with central locking and an anti-tilt system

SPECIFYING FEATURES




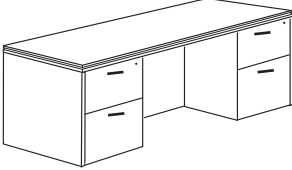
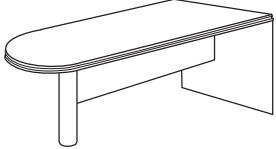

1. 1.2 MM HPL TOPS
2. SOLID HARDWOOD EDGING WITH MORTISE AND TENON CONSTRUCTION
3. ALL END PANELS AND DRAWER FRONTS HAVE 2 MIL. PVC EDGES.
4. ALL LOCKS ARE KEYED THE SAME
5. NON-HANDED
6. DRAWER DEPTH 20"
7. VERTICAL GRAIN DRAWER FRONTS
8. HEAVY DUTY STEEL BALL BEARING SUSPENSIONS WITH FULL EXTENSIONS
 - BOX DRAWER WEIGHT CAPACITY 75 LBS.
 - FILE DRAWER WEIGHT CAPACITY 100 LBS.
9. ALL DRAWERS ARE CONSTRUCTED WITH GLUE BLOCKS UNDER DRAWER BOTTOMS

TARGET II

Insert finish codes when ordering
HC-Honey Cherry

ALL LAMINATE

Ready to Assemble

	Model #	Lam.	Finishes	W	D	H	Cu. Ft.	Ship Wt.
Bow Front Desk ▶ 	45-7236-BF-RTA	\$2650	HC	72	36	29	29.65	395 lbs.
Double Pedestal Desk ▶ 	45-7236-DP-RTA	\$2500	HC	72	36	29	25.15	330 lbs.
Double Pedestal Desk ▶ 	45-6630-DP-RTA	\$2420	HC	66	30	29	21.78	320 lbs.
	45-6030-DP-RTA	\$2150	HC	60	30	29	20.0	295 lbs.
Kneespace Credenza ▶ 	45-7224-KC-RTA	\$2200	HC	72	24	29	23.07	290 lbs.
	45-7224-RTA (2 Door Storage Kit)	\$350	HC					
Bullet Top Desk 3/4 Modesty ▶ 	45-7236-BTM-RTA	\$835	HC	72	36	29	8.97	162 lbs.
Modular center drawer ▶ 	Modular center drawer 45-MCD-24 Center drawer for 30x60 desk Center drawer for exec. -L desk Center drawer for U-shape desk	\$250	HC	24.5	16.75	2.75	2	15 lbs
	45-MCD-30	\$275	HC	24.5	16.75	2.75	2	20 lbs


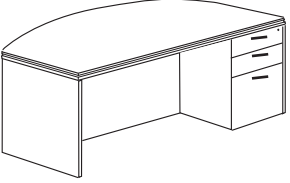

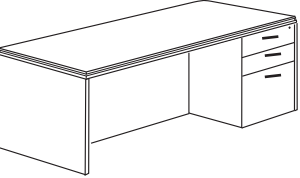

TARGET II

Insert finish codes when ordering
HC-Honey Cherry

ALL LAMINATE

Ready to Assemble

TARGET II
laminates

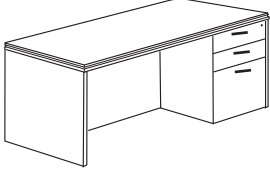

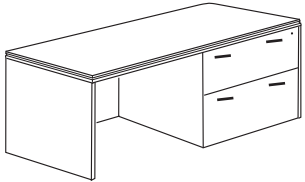

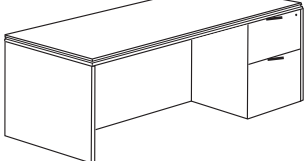
	Model #	Lam.	Finishes	W	D	H	Cu. Ft.	Ship Wt.
72" Single Pedestal Desk, Bow Front, Left ▶ 	45-7236-BF-LP-RTA	\$2500	HC	72	36	29	22.15	340 lbs.
72" Single Pedestal Desk, Bow Front, Right ▶ 	45-7236-BF-RP-RTA	\$2500	HC	72	36	29	22.15	340 lbs.
72" Single Pedestal Desk, Left ▶ 	45-7236-LP-RTA	\$2450	HC	72	36	29	17.65	285 lbs.
72" Single Pedestal Desk, Right ▶ 	45-7236-RP-RTA	\$2450	HC	72	36	29	17.65	285 lbs.
66" Single Pedestal Desk, Left ▶ 	45-6630-LP-RTA	\$2400	HC	66	30	29	15.57	250 lbs.

TARGET II

ALL LAMINATE

Insert finish codes when ordering
HC-Honey Cherry

Ready to Assemble

		Model #	Lam.	Finishes	W	D	H	Cu. Ft.	Ship Wt.
66" Single Pedestal Desk, Right ▶ 		45-6630-RP-RTA	\$2400	HC	66	30	29	15.57	250 lbs.
72" Lateral File Credenza, Left ▶ 		45-7224-LFL-RTA	\$2500	HC	72	24	29	24	275 lbs.
72" Lateral File Credenza, Right ▶ 		45-7224-LFR-RTA	\$2500	HC	72	24	29	24	275 lbs.
72" Single Pedestal Credenza, Left ▶ 		45-7224-LP-RTA	\$2150	HC	72	24	29	15.57	215 lbs.
72" Single Pedestal Credenza, Right ▶ 		45-7224-RP-RTA	\$2150	HC	72	24	29	15.57	215 lbs.

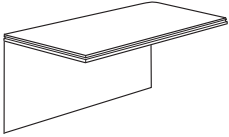
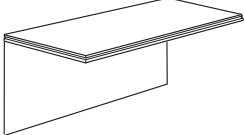

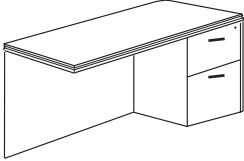
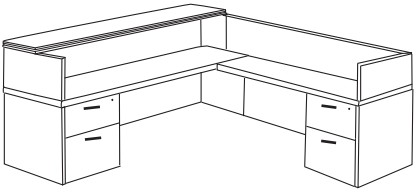
TARGET II

Insert finish codes when ordering
HC-Honey Cherry

ALL LAMINATE

Ready to Assemble

TARGET II
laminates

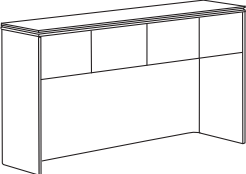


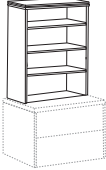
	Model #	Lam.	Finishes	W	D	H	Cu. Ft.	Ship Wt.
42" Bridge ▶ 	45-4224-BR-RTA	\$700	HC	42	24	29	3.55	76 lbs.
48" Bridge ▶ 	45-4824-BR-RTA	\$800	HC	48	24	29	3.65	83 lbs.
Executive Height Return, Left ▶ 	45-4824-LP-RTA-FP	\$1250	HC	48	24	29	10.19	180 lbs.
	45-4824-LP-Q-RTA	\$1200	HC	48	24	29	10.19	180 lbs.
Executive Height Return, Right ▶ 	45-4824-RP-RTA	\$1250	HC	48	24	29	10.19	180 lbs.
	45-4824-RP-Q-RTA	\$1200	HC	48	24	29	10.19	180 lbs.
72" Transaction Counter ▶ 	45-6933-RE-MAIN-HC-RTA	\$715	HC	72	17 1/2	15 1/8	13	150 lbs.
	45-4621-RE-RETURN-HC-RTA	\$622		46	21	14	8	50 lbs.
	top units only, does not include desk executive L unit but will fit 7236 bow front executive L or 7236 executive L reversible							

TARGET II

ALL LAMINATE

Insert finish codes when ordering
HC-Honey Cherry

Ready to Assemble

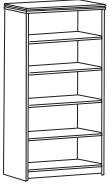
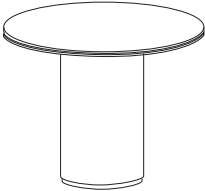

		Model #	Lam.	Finishes	W	D	H	Cu. Ft.	Ship Wt.
72" Storage Hutch ▶ 	45-7115-RTA	\$1000	HC	72	15	38	18	185 lbs.	
	Tack board option Grade F-1	\$650			• Fits 72" Credenza				
Two Drawer Lateral File ▶ 	45-3624-LF2 Ships Assembled	\$1165	HC	36	22	29	16.36	155 lbs.	
	45-3624-LF2-NT No Top included Ships Assembled	\$1000	HC						145 lbs.
Four Drawer Lateral File ▶ 	45-3624-LF4 Ships Assembled	\$1800	HC	36	22	54	30.89	323 lbs.	
									• Anti-tilt feature • Finished Back
Storage Bookcase ▶ 	45-3815-RTA	\$1200	HC	36	15	38	5.81	117 lbs.	
	1" Heavy duty shelves								

TARGET II

ALL LAMINATE

Ready to Assemble

TARGET II
laminare

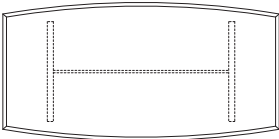
	Model #	Lam.	Finishes	W	D	H	Cu. Ft.	Ship Wt.
67" Bookcase 	45-6715-0-RTA	\$1500	HC	36	15	68	11.34	170 lbs.
				<ul style="list-style-type: none"> • One fixed shelf & three adjustable shelves • Finished Back • Heavy Duty 				
42" Round Table 	45-42-RD-RTA	\$1000	HC	42	42	29	11.83	169 lbs.
	BASE AND TOP INCLUDED IN PRICE							
	45-48-RD-RTA	\$1080	HC	48	48	29	12.91	186 lbs.
Wall Storage 	45-3615-WSU Ships Assembled	\$200	HC	36	15	16.25	7.10	105 lbs.
	includes mounting hardware							

TARGET II

ALL LAMINATE

Insert finish codes when ordering
HC-Honey Cherry

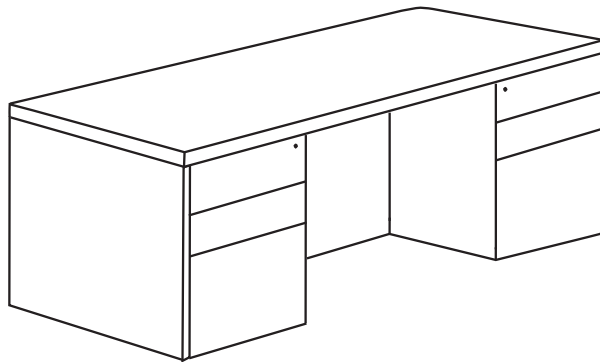
Ready to Assemble

		Model #	Lam.	Finishes	W	D	H	Cu. Ft.	Ship Wt.
Boat shape Table ▶ 		45-7236-BS	\$1800	HC	72	36	29	8.47	200 lbs.
		45-9642-BS	\$2200	HC	96	42	29	12.89	216 lbs.
		45-12048-BS	\$2800	HC	120	48	29	17	300 lbs.
		bases included in price			• Bases are included in price of table				
▶									



TARGET II COLLECTION wood veneer

Information & Product Specifications



TARGET
wood veneer

Finishes

AC Auburn Cherry

Veneer

-Genuine book matched veneer. Selectively matched on all surfaces to provide proper consistency

Tops

-1 1/4" thick, wood veneer, both polished for a lustrous premium satin finish.
-Shaped solid wood edge profile
-HPL Tops available

Drawer Suspensions

-Suspensions are precision steel ball-bearing.
-All file drawers and box drawers are full extension, which allows full access to interior drawer space 100 lbs capacity
-Lateral files drawers are equipped with factory installed Inter-locking metal and plastic frames that accommodate various filing arrangements

Wire Management

-Black metal rectangular grommets are standard in Bridges, Returns and Hutches

Locks

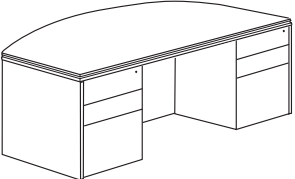
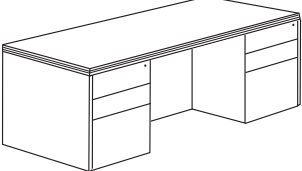
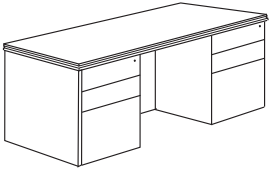
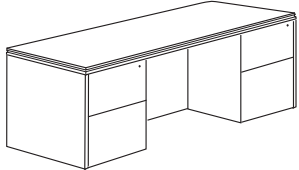
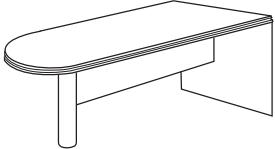
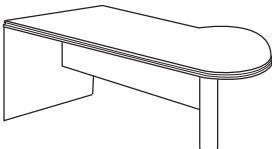
-Inter locking drawer system
-Locks have a black finish
-Lateral files are standard with central locking and an anti-tilt system

TARGET II COLLECTION

RTA-Ready to Assemble

Wood Veneer Casegoods Auburn Cherry

SOFT EDGE PROFILE

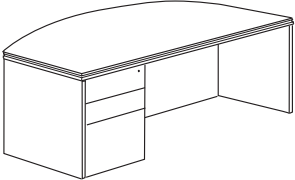
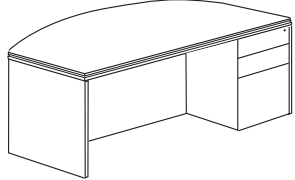
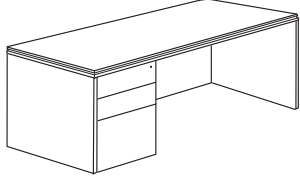
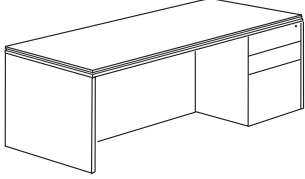
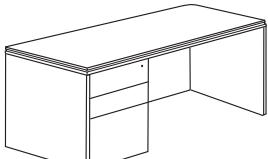
	Model #	Wood	Lam.	Finishes	W	D	H	Cu. Ft.	Ship Wt.
Bow Front Desk 	55-7242-BF-AC-RTA	\$4166	\$4000	AC	72	42	29	29.65	395 lbs.
						• 39 ⁵ / ₈ " wide kneespac			
Double Pedestal Desk 	55-7236-DP-AC-RTA	\$4000	\$3800	AC	72	36	29	25.15	385 lbs.
						• 39 ⁵ / ₈ " wide kneespace			
Double Pedestal Desk 	55-6630-DP-AC-RTA	\$3500	\$3300	AC	66	30	29	21.78	360 lbs.
Kneespace Credenza 	55-7224-KC-AC-RTA	\$3800	\$3600	AC	72	24	29	23.07	250 lbs.
						• 27 ⁵ / ₈ " wide kneespace			
Bullet Top Desk 3/4 Modesty 	55-7236-BTM-AC-RTA	\$1200	N/A	AC	72	36	29	8.97	162 lbs.
Peninsula Desk 3/4 Modesty 	55-7242-BTM-L-AC-RTA 55-7242-BTM-R-AC-RTA	\$1500	N/A	AC	72	42	29	9.50	162 lbs.
	right hand shown								

TARGET II COLLECTION

RTA-Ready to Assemble

Wood Veneer Casegoods Auburn Cherry

SOFT EDGE PROFILE

	Model #	Wood	Lam.	Finishes	W	D	H	Cu. Ft.	Ship Wt.
72" Single Pedestal Desk, Bow Front, Left ▶ 	55-7242-BF-LP-AC-RTA	\$3600	\$3400	AC	72	42	29	22.15	335 lbs.
72" Single Pedestal Desk, Bow Front, Right ▶ 	55-7242-BF-RP-AC-RTA	\$3600	\$3400	AC	72	42	29	22.15	335 lbs.
									• 31 ³ / ₄ " wide kneespace with bridge attached
72" Single Pedestal Desk, Left ▶ 	55-7236-LP-AC-RTA	\$3200	\$3000	AC	72	36	29	17.65	335 lbs.
									• 31 ³ / ₄ " wide kneespace with bridge attached
72" Single Pedestal Desk, Right ▶ 	55-7236-RP-AC-RTA	\$3200	\$3000	AC	72	36	29	17.65	335 lbs.
									• 31 ³ / ₄ " wide kneespace with bridge attached
66" Single Pedestal Desk, Left ▶ 	55-6630-LP-AC-RTA	\$3400	\$2900	AC	66	30	29	15.57	305 lbs.
									• 25 ³ / ₄ " wide kneespace with bridge attached

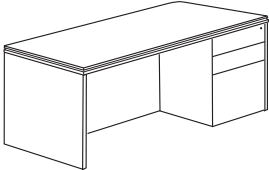
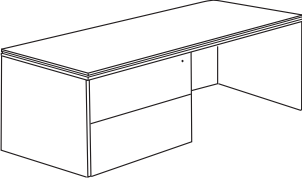
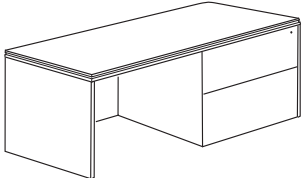
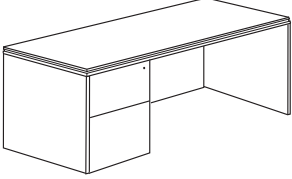
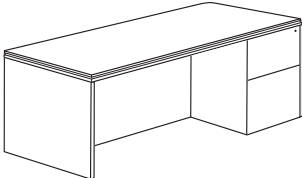


TARGET II COLLECTION

RTA-Ready to Assemble

Wood Veneer Casegoods Auburn Cherry

SOFT EDGE PROFILE

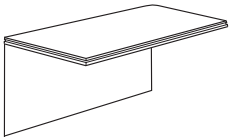
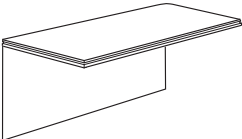
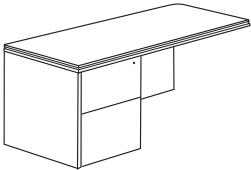
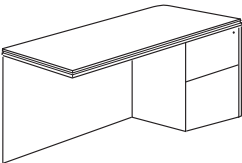
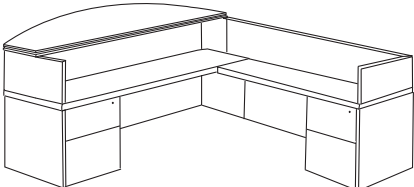
	Model #	Wood	Lam.	Finishes	W	D	H	Cu. Ft.	Ship Wt.
66" Single Pedestal Desk, Right ▶ 	55-6630-RP-AC-RTA	\$3800	\$3600	AC	66	30	29	15.57	305 lbs.
									• 25 ³ / ₄ " wide kneespace with bridge attached
72" Lateral File Credenza, Left ▶ 	55-7224-LFL-AC-RTA	\$4200	\$4000	AC	72	24	29	24	300 lbs.
									• 15 ¹ / ₄ " wide kneespace with bridge attached
72" Lateral File Credenza, Right ▶ 	55-7224-LFR-AC-RTA	\$4200	\$4000	AC	72	24	29	24	300 lbs.
									• 15 ¹ / ₄ " wide kneespace with bridge attached
72" Single Pedestal Credenza, Left ▶ 	55-7224-LP-AC-RTA	\$4000	\$3800	AC	72	24	29	15.57	250 lbs.
									• 31 ³ / ₄ " wide kneespace with bridge attached
72" Single Pedestal Credenza, Right ▶ 	55-7224-RP-AC-RTA	\$4000	\$3800	AC	72	24	29	15.57	250 lbs.
									• 31 ³ / ₄ " wide kneespace with bridge attached

TARGET II COLLECTION

RTA-Ready to Assemble

Wood Veneer Casegoods Auburn Cherry

SOFT EDGE PROFILE

	Model #	Wood	Lam.	Finishes	W	D	H	Cu. Ft.	Ship Wt.
42" Bridge ▶ 	55-4224-BR-RTA-AC	\$1300	\$1200	AC	42	24	29	3.55	68 lbs.
								• Grommet in modesty panel	
48" Bridge ▶ 	55-4824-BR-RTA-AC	\$1400	\$1300	AC	48	24	29	3.65	78 lbs.
								• Grommet in modesty panel	
Executive Height Return, Left ▶ 	55-4824-LP-AC-RTA	\$2500	\$2400	AC	48	24	29	10.19	180 lbs.
								• 3 ³ / ₄ wide kneespace	
Executive Height Return, Right ▶ 	55-4824-RP-AC-RTA	\$2500	\$2400	AC	48	24	29	10.19	180 lbs.
								• 3 ³ / ₄ wide kneespace	
68" Transaction Counter ▶ 	55-6830-RE-AC-RTA	\$1500	N/A	AC	68	30	29	19	585 lbs.
	55-3624-RE-AC-RTA	\$1000	N/A	AC	60	24	29	13	550 lbs.

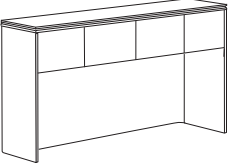
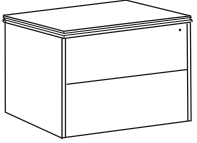
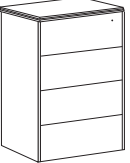
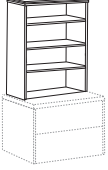
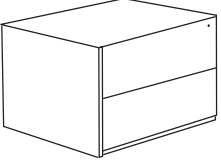
TARGET
WOOD VENEER

TARGET II COLLECTION

RTA-Ready to Assemble

Wood Veneer Casegoods Auburn Cherry

SOFT EDGE PROFILE

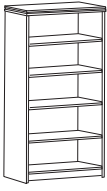

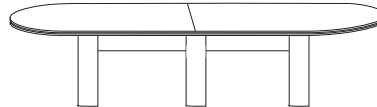

	Model #	Wood	Lam.	Finishes	W	D	H	Cu. Ft.	Ship Wt.
72" Storage Hutch ▶ 	55-7115-AC-RTA Ships Assembled	\$4000	N/A	AC	72	15	43	20	220 lbs.
								• Fits 72" Credenza	
Two Drawer Lateral File ▶ 	55-3624-LF2-AC Ships Assembled	\$3300	\$3000	AC	37	20	29	15.39	185 lbs.
								• Anti-tilt feature • Finished Back	
Four Drawer Lateral File ▶ 	55-3624-LF4-AC Ships Assembled	\$4200	\$4000	AC	37	20	54	27.81	323 lbs.
								• Anti-tilt feature • Finished Back	
Storage Bookcase ▶ 	55-3315-AC-RTA Ships Assembled	\$1500	\$1200	AC	36	15	33	13.08	117 lbs.
Modular Lateral File ▶ 	55-LF2-AC NO TOP Ships Assembled	\$2500	N/A	AC	36	22	27 ⁷ / ₈	15.83	175 lbs.

TARGET II COLLECTION

RTA-Ready to Assemble

Wood Veneer Casegoods Auburn Cherry

SOFT EDGE PROFILE

	Model #	Wood	Lam.	Finishes	W	D	H	Cu. Ft.	Ship Wt.
68" Bookcase 	55-6815-AC-RTA Ships Assembled	\$2500	N/A	AC	36	15	68	11.34	170 lbs.
					<ul style="list-style-type: none"> • One fixed shelf & three adjustable shelves • Finished Back • Heavy Duty 				
Racetrack Table 	55-7236-AC	\$2200	\$2000	AC	72	36	29	13	350 lbs.
	55-9642-AC	\$2500	\$2300	AC	96	42	29	19	400 lbs.
	BASE AND TOP INCLUDED IN PRICE								
	55-12048-AC	\$3000	\$2800	AC	120	48	29	15.04	475 lbs.
Racetrack Table 	55-14448-AC	\$4000	\$3800	AC	144	48	29	23	500 lbs.
Modular center drawer 	Modular center drawer # MCD-25 * Fits all desk	\$350		AC	24.5	16.75	2.75	1.14	15 lbs


TARGET
WOOD VENEER



STATESMAN II COLLECTION

wood veneer

Information & Product Specifications



STATESMAN II
wood veneer

Finishes

MA Traditional Mahogany

Tops

- Three ply wood veneer tops with solid wood edges
- High pressure laminate tops with solid wood edges

Chassis Construction

- Pedestal side panels are furniture grade, high density particle board with wood veneer
- Pedestal construction is mortise and tenon with screws and glue reinforcing joint

-Island bases are solid 1" thick hardwood with traditional profile on top edge. All joints are mitered and assembled under pressure using glue and hardwood corner blocks.

- Adjustable glides are standard
- Desks have writing slides standard
- Raised picture frame wood molding

Drawer Suspensions

- Suspensions are precision steel ball-bearing, high quality and feature a lifetime warranty
- All drawers are full extension
- Lateral file drawers are equipped with factory installed inter-locking plastic frames that accommodate various filing arrangements

Drawer Pulls

- Traditional pull has antique brass finish and includes rosettes

Wire Management standard in side of pedestals with grommets

- Black round grommets are standard in modesty panel of Bridges
- Grommets are standard on all desk pedestals on outside & inside vertical walls

Locks

- All Caseloads have locking pedestals
- Locks have a black finish
- Credenzas are standard with locks
- Lateral files are standard with central locking system and an anti-tilt system

SPECIFYING FEATURES




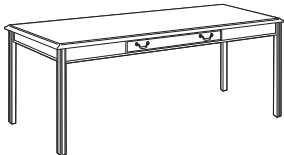

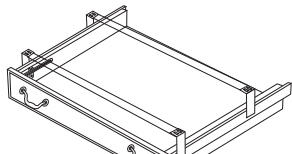
1. 3 PLY WOOD VENEER TOP WITH SOLID WOOD EDGES
2. PLASTIC BACKER SHEET ON TOPS
3. WOOD VENEER CHASSIS WITH SOLID WOOD MOULDINGS
4. SOLID WOOD BASES
5. QUICK RELEASE TOP
6. MATCHING FINISHED WOOD DRAWER INTERIORS WITH BOXED IN DOVETAIL CONSTRUCTION WITH GLUE BLOCKS UNDER EACH DRAWER BOTTOM
7. WRITING SLIDES
8. WIRE MANAGEMENT GROMMETS IN THE SIDE OF ALL DESK AND CREDENZA PEDESTALS
9. ALL CASEGOODS HAVE PRE-CATALYZED NITROCELLULOSE LACQUER FINISH

**ASSEMBLE CASE GOODS AVAILABLE BY
INCLUDING IN THE MODEL # ASSEMBLE SET UP**

STATESMAN II COLLECTION





RTA-Ready to Assemble

Wood Traditional, Traditional Mahogany Finish wood veneer

	Model #	Wood Top	HPL Top	W	D	H	Cu. Ft.	Ship Wt.	
Double Pedestal Desk ▶ 	74-7236-0-DP-MA-RTA • Model # w/out center drawer	\$3400	\$2900	72	36	29	33.75	310 lbs.	
	74-7236-1-DP-MA-RTA • Model # with center drawer	\$3650	\$3100	<ul style="list-style-type: none"> • Letter width pedestals with one box and one file drawer in each pedestal • Pedestal Locks • 28" Deep pedestals • 8" Overhang 					
Double Pedestal Desk ▶ 	74-6630-0-DP-MA-RTA • Model # w/out center drawer	\$3600	\$3050	66	30	29	35.99	290 lbs.	
	74-6630-1-DP-MA-RTA • Model # with center drawer	\$3800	\$3350	<ul style="list-style-type: none"> • 27" wide kneespace • Letter width pedestals with one box and one file drawer in each pedestal • Pedestal Locks • 28" Deep pedestals • 2" overhang 					
Double Pedestal Desk ▶ 	74-6030-0-DP-MA-RTA • Model # w/out center drawer	\$2600	\$2400	60	30	29	35.44	280 lbs.	
	74-6030-1-DP-MA-RTA • Model # with center drawer	\$2800	\$2600	<ul style="list-style-type: none"> • 25" wide kneespace • Letter width pedestals with one box and one file drawer in each pedestal • Pedestal Locks • 28" Deep pedestals 					
Table Desk ▶ 	74-7236-1-TD-MA-RTA • Model # with center drawer	\$2500	\$2100	72	36	29	11.69	130 lbs.	
Kneespace Credenza ▶ 	74-7222-KC-MA-RTA • Model # for knee space	\$3600	\$3000	72	22	29	30.98	220 lbs.	
	74-7222-SDK-MA-RTA • Model # for storage credenza	\$3800	\$3300	<ul style="list-style-type: none"> • Keyboard Drawer may be added. See below • 37 1/4" wide kneespace. • Letter width pedestals with one box and one file drawer in each pedestal • Pedestal Locks 					
Center drawer options for desk ▶ 	74-MCD-24-MA	6030-DP 7236-LP/RP 6630-LP/RP	\$333		24	17.25	3.75	1.90	18 lbs.
	74-MCD-30-MA	6630-DP	\$360		30	17.25	3.75	1.90	20 lbs.
	74-MCD-30-MA	7236-DP	\$360		29.25	17.25	3.75	1.90	20 lbs.

STATESMAN II COLLECTION RTA-Ready to Assemble



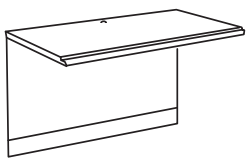
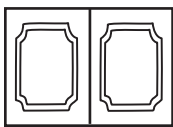
Wood Traditional, Traditional Mahogany Finish wood veneer

	Model #	Wood Top	HPL Top	W	D	H	Cu. Ft.	Ship Wt.
72" Single Pedestal Desk, Left ▶ 	74-7236-0-LP-MA-RTA • Model # w/out center drawer	\$3600	\$2800	72	36	29	20.69	260 lbs.
	74-7236-1-LP-MA-RTA • Model # with center drawer	\$3800	\$3000	<ul style="list-style-type: none"> • 27" wide kneespace • Letter width pedestal with one box • Pedestal Locks • 28" Deep pedestals • 8" overhang 				
72" Single Pedestal Desk, Right ▶ 	74-7236-0-RP-MA-RTA • Model # w/out center drawer	\$3600	\$2800	72	36	29	20.69	260 lbs.
	74-7236-1-RP-MA-RTA • Model # with center drawer	\$3800	\$3000	<ul style="list-style-type: none"> • 27" wide kneespace • Letter width pedestal with one box and one file drawer • Pedestal Locks • 28" Deep pedestals • 8" overhang 				
66" Single Pedestal Desk, Left ▶ 	74-6630-0-LP-MA-RTA • Model # w/out center drawer	\$3500	\$2700	66	30	29	21.14	250 lbs.
	74-6630-1-LP-MA-RTA • Model # with center drawer	\$3800	\$2900	<ul style="list-style-type: none"> • 24" wide kneespace • Letter width pedestal with one box and one file drawer • Pedestal Locks • 28" Deep pedestals • 2" overhang 				
66" Single Pedestal Desk, Right ▶ 	74-6630-0-RP-MA-RTA • Model # w/out center drawer	\$3500	\$2700	66	30	29	21.14	250 lbs.
	74-6630-1-RP-MA-RTA • Model # with center drawer	\$3800	\$2900	<ul style="list-style-type: none"> • 24" wide kneespace • Letter width pedestal with one box and one file drawer • Pedestal Locks • 28" Deep pedestals • 2" overhang 				

STATESMAN II
Wood Veneer



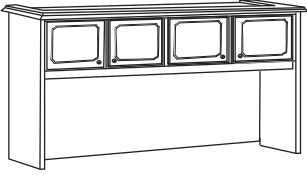
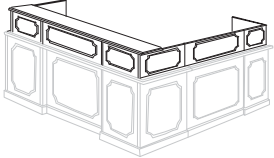
STATESMAN II COLLECTION RTA-Ready to Assemble

Wood Traditional, Traditional Mahogany Finish wood veneer

	Model #	Wood Top	HPL Top	W	D	H	Cu. Ft.	Ship Wt.
72" Single Pedestal Credenza, Left ▶ 	74-7222-LP-MA-RTA	\$3400	\$2800	72	22	29	18.79	180 lbs.
								<ul style="list-style-type: none"> • Accepts 24" and 26" keyboard trays • 27" wide kneespace with bridge attached • Letter width pedestal with one box and one file drawer • Pedestal Locks
72" Single Pedestal Credenza, Right ▶ 	74-7222-RP-MA-RTA	\$3400	\$2800	72	22	29	18.79	180 lbs.
								<ul style="list-style-type: none"> • Accepts 24" and 26" keyboard trays • 27" wide kneespace with bridge attached • Letter width pedestal with one box and one file drawer • Pedestal Locks
48" Bridge ▶ 	74-4822-BR-MA-RTA	\$1700	\$1600	48	22	29	4.16	72 lbs.
	74-4222-BR-MA-RTA	\$1600	\$1500					<ul style="list-style-type: none"> • Accepts all keyboard trays • Grommet standard modesty panel
Visual Board ▶ 	74-4848-VB	\$1400		48	48	5	10.12	85 lbs.

STATESMAN II COLLECTION RTA-Ready to Assemble

Wood Traditional, Traditional Mahogany Finish wood veneer



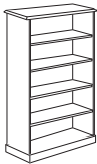
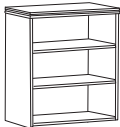
	Model #	Wood Top	HPL Top	W	D	H	Cu. Ft.	Ship Wt.
48" Executive Height Return, Left ▶ 	74-4822-LP-MA-RTA	\$2500	\$2300	48	22	29	9.76	155 lbs.
								<ul style="list-style-type: none"> • 31 1/2" wide kneespace with bridge attached • Letter width pedestal with one box and one file drawer • Pedestal Locks
48" Executive Height Return, Right ▶ 	74-4822-RP-MA-RTA	\$2500	\$2300	48	22	29	9.76	155 lbs.
								<ul style="list-style-type: none"> • 31 1/2" wide kneespace with bridge attached • Letter width pedestal with one box and one file drawer • Pedestal Locks
Storage Hutch ▶ 	74-7015-HU-MA-RTA Ships Assembled	\$4000	N/A	69	15	41	15.20	180 lbs.
								<ul style="list-style-type: none"> • Fits 72" Credenza • Finished back • Hinged doors • Task clearance – 20³/₄" • Optional Tasklight – see Accessories • Optional Tackboard – see Accessories
Transaction Counter and Return ▶ 	COUNTER 74-6630-RECD-MA-RTA	\$1900	N/A	66	34	13	5.63	115 lbs.
	RETURN 74-6513-RECT-MA-RTA	\$1200	N/A	48	19	12	5.63	25 lbs.
								<ul style="list-style-type: none"> • Fits 72" & 66" Executive L

STATESMAN II
Wood Veneer

STATESMAN II COLLECTION

RTA-Ready to Assemble



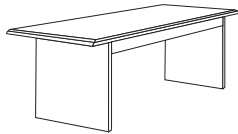

Wood Traditional, Traditional Mahogany Finish wood veneer

	Model #	Wood Top	HPL Top	W	D	H	Cu. Ft.	Ship Wt.
2-Drawer Lateral File ▶ 	74-LF2-MA Ships Assembled	\$2800	\$2600	38	22	29	16.61	130 lbs.
					<ul style="list-style-type: none"> • Anti-tilt feature • Will accept Storage Bookcase 			
4-Drawer Lateral File ▶ 	74-LFT4-MA Ships Assembled	\$4000	\$3800	38	22	54	29.81	250 lbs.
					<ul style="list-style-type: none"> • Anti-tilt feature 			
72" Bookcase ▶ 	74-7015-MA-RTA	\$2100	\$2000	36	15	70	13.68	135 lbs.
					<ul style="list-style-type: none"> • One fixed shelf and three adjustable shelves • Shelves 1" thick 			
40" Storage Bookcase ▶ 	74-4015-MA-RTA	\$1350	\$1200	36	15	40	7	80 lbs.
					<ul style="list-style-type: none"> • Fits on 2 drawer lateral file 			

STATESMAN II COLLECTION

RTA-Ready to

Wood Traditional, Traditional Mahogany Finish wood veneer

	Model #	Wood Top	HPL Top	W	D	H	Cu. Ft.	Ship Wt.
42" Round Conference Table ▶ 	74-42-RTA-RD-MA	\$2300	\$1600	42	42	29	14	85 lbs.
	• Base included in price			• Queen Anne Style base				
48" Round Conference Table ▶ 	74-48-RTA-RD-MA	\$2500	\$1700	48	48	29	15.57	102 lbs.
	• Base included in price			• Queen Anne Style base				
Rectangular Conference Table w/Rectangular Bases ▶ 	74-7236-CT-MA • Bases included in price	\$3150	\$2500	72	36	29	13.14	215 lbs.
	74-9648-CT-MA • Bases included in price	\$4150	\$2900	96	48	29	19.37	325 lbs.
	74-12048-CT-MA • 3 Bases included in price	\$5000	\$4000	120	48	29	29.03	370 lbs.
Rectangular Conference Table Queen Anne Bases ▶ 	74-7236-CT-QA-MA 2 bases	\$4000	\$3500	72	36	29	10.11	200 lbs.
	74-9648-CT-QA-MA 2 bases	\$4500	\$4000	96	48	29	16.32	300 lbs.
	74-12048-CT-QA-MA 3 bases	\$6000	\$5000	120	48	29	20.86	370 lbs.

• Bases included in price

STATESMAN II
Wood Veneer

SEATING

SEATING

DEFINITION OF MODEL NUMBER

EXAMPLE 799-12-3-23

FIRST 3 TO 4 DIGITS IS THE MODEL NUMBER OF THE CHAIR

NEXT 1 TO 2 DIGITS ARE THE ARM NUMBER (ie. 0, 02, 7, 12, 33)

NEXT SINGLE DIGIT IS THE TYPE OF BASE (ie. 1, 2, 3, 4)

NEXT DOUBLE DIGIT IS THE SEAT WIDTH (ie. 19, 20, 21, 22, 23)

<u>Arms</u>	<u>MAW #</u>
No Arms	0
Black fixed arm (Ellen)	02
Black fixed arm	7
Black H/W adj	12
Brushed Aluminum fixed arm	33

<u>Bases</u>	<u>MAW #</u>
Reinforced Nylon Base	1
Metal HDB 5 prong base	2
Metal HDB 6 prong base	3
Brushed Aluminum Base	4
Chrome Base	5
Wood Base	6

SEATING

Page 36



Page 40



Page 44



Page 48



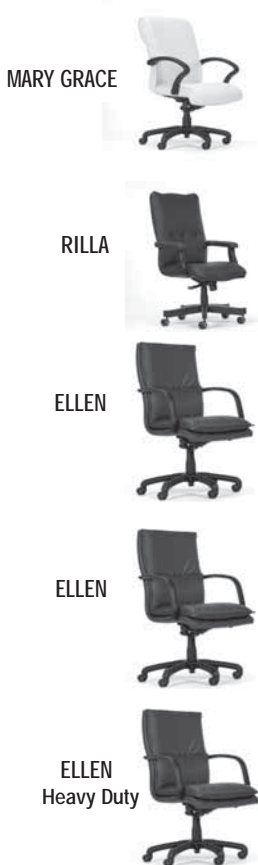
Page 52



Page 38



Page 42



Page 46



Page 50



Page 54

FELIX
Heavy Duty
24/7



FELIX
Heavy Duty
24/7



FELIX
Heavy Duty
24/7



FELIX
Heavy Duty
24/7



Page 58

GARY



ALLURE



DASH



DASH
STOOL



RILLA



Page 62

PHILO
CLUB



OTTOMAN

PHILO
BARIACTRIC



PHILO
LOVESEAT



PHILO
SOFA



Page 66

HEMINGWAY
CLUB



HEMINGWAY
LOVESEAT



HEMINGWAY
SOFA



Page 56

SALLY



ILA



ILA



ASIA



FRANK



Page 60

LYNDA



KRISTEN



CONNOR



LILLIE



Page 64

CYNTHIA
CLUB



CYNTHIA
LOVESEAT



CYNTHIA
SOFA



Page 68

DORTHY
CLUB



DORTHY
LOVESEAT



DORTHY
SOFA



Page 70

TERESA



TERESA
OTTOMAN










MILLER at WORK



CANTOR
MILL/CLEAN
VINYL

	Model #	BASE, ARM & BACK OPTIONS	COM COL					LEATHER SEAT	ALL
			CHAIR IN A BOX	F1	F2	F3	F4	F5	VINYL BACK
								L1	L2
Ergonomic Task Seating ▶									
Medium Back  SKYLAR Ships Assembled	6102-0-2-20	2 pad.cont.l w/o arm	\$785	\$820	\$850	\$880	\$900		\$1500
	6102-12-2-20	2 pad.h/w adj. arm	\$866	\$895	\$935	\$960	\$1000		\$1800
	6114-0-2-20	w/o arm w/ <small>sliding seat</small>	\$1000	\$1100	\$1010	\$1050	\$1100		\$1700
	6114-12-2-20	h/w adj. arm w/ <small>sliding seat</small>	\$1100	\$1200	\$1250	\$1300	\$1350		\$1850
	6202-0-2-20 <i>Stool</i>	2 pad. cont. w/o arms	\$900	\$950	\$1000	\$1100	\$1200		\$1943
	6202-12-2-20 <i>Stool</i>	2 pad. cont.h/w adj.arm	\$950	\$1000	\$1050	\$1100	\$1150		\$1910
		* All Stools Come with Chrome Foot Ring							
Ergonomic Task Seating ▶									
High Back  SKYLAR Ships Assembled	6214-0-2-21	w/o arms w/ <small>sliding seat</small>	\$1100	\$1150	\$1200	\$1250	\$1300		\$1600
	6214-12-2-21	h/w adj. arms w/ <small>sliding seat</small>	\$1200	\$1250	\$1300	\$1350	\$1400		\$1800
Ergonomic Task Stool ▶									
LOGAN  Ships Assembled	2002-0-2-21	w/o arms	\$800	\$850	\$890	\$920	\$980		
	2002-12-2-21	h/w adj. arms	\$883	\$920	\$960	\$1000	\$1020		
	2014-0-2-21	w/o arms w/ <small>sliding seat</small>	\$800	\$830	\$850	\$880	\$910		
	2014-12-2-21	h/w adj. arms w/ <small>sliding seat</small>	\$1090	\$1140	\$1190	\$1220	\$1250		
	2202-0-2-21 <i>Stool</i>	w/o arms	\$1190	\$1240	\$1290	\$1350	\$1475		
	2202-12-2-21 <i>Stool</i>	h/w adj. arms	\$1290	\$1340	\$1390	\$1450	\$1575		
Ergonomic Task Seating ▶									
PRESTON  Ships Assembled	110-0-2-21	no arms	\$639	\$730	\$783	\$833	\$900		
	110-12-2-21	h/w adj. arms	\$755	\$855	\$905	\$955	\$1020		
	125-0-2-21 <i>Stool</i>	no arms	\$739	\$830	\$880	\$930	\$1000		
	125-12-2-21 <i>Stool</i>	h/w adj. arms	\$855	\$946	\$996	\$1046	\$1116		
Medical Stool ▶									
CHUCK 	No Back								
	249-1-15	black base	\$470	\$510	\$550	\$590	\$630		
	249-4-15	chrome base	\$510	\$550	\$590	\$630	\$670		
	With Back								
	250-1-15	black base	\$700	\$740	\$790	\$830	\$870		
250-4-15	chrome base	\$770	\$810	\$850	\$890	\$930			
Accessories ▶	slip cover	\$133	embroidery set up charge	\$300					
bumper guard	\$200	embroidery logo ea. chair	\$200						
adjustable headrest cushion	\$200	headrest cushion w/kool foam	\$250						
kool foam seat & back	\$333	kool foam seat only	\$150						
ACCESSORY CLEAR PLASTIC SEAT COVER UP-CHARGE \$90.00									








MILLER at WORK



HUMAN FACTOR	WOOD FINISH OPTIONS	FEATURES	DIMENSIONS (All dimensions are approximate)		SHIP (lbs.) SHIP (cu.ft.)	COM (yds.) COL (sq.ft.)
		<ul style="list-style-type: none"> American made in High Point, NC 5 prong black urethane base Maximum weight limit - 260 lbs. Black shell back Warranty 10 years except covers Two paddle control / seat ht. adj. back angle adj. and back ht. adj. Four paddle control / seat ht. adj. back angle adj. and back ht. adj. forward seat tilt. Designated by #6114 Seat depth adjustment Molded foam seat and back 	W 22"	SD 18" (usable dimension)	48	1.75
			D 19"	SH 16" - 21"	7	34
			H 40" - 44.5"			
			SW 20"	STOOL SEAT HEIGHT 24.5" - 35"		
		<ul style="list-style-type: none"> American made in High Point, NC 5 prong black urethane base Maximum weight limit - 260 lbs. Black shell back Four paddle control / seat ht. adj. back angle adj. and back ht. adj. forward seat tilt. Warranty 10 years except covers Seat depth adjustment Molded foam seat and back 	W 24"	SD 19" (usable dimension)	60	1.75
			D 19"	SH 16" - 21"	8	45
			H 44" - 51"			
			SW 21"			
		<ul style="list-style-type: none"> American made in High Point, NC 5 prong black urethane base Maximum weight limit - 260 lbs. Black shell back Two paddle control / seat ht. adj. back angle adj. and back ht. adj. Four paddle control / seat ht. adj. back angle adj. and back ht. adj. forward seat tilt Seat depth adjustment Warranty 10 years except covers Molded foam seat and back 	W 24"	SD 19" (usable dimension)	45	1.75
			D 19"	SH 16" - 21"	18	34
			H 44" - 51"			
			SW 21"	STOOL SEAT HEIGHT 24.5" - 35"	19	
		<ul style="list-style-type: none"> American made in High Point, NC 5 prong black plastic base Maximum weight limit - 260 lbs. Two paddle control back angle adj. and back ht. adj. and seat ht. adj. Warranty 5 years except covers Molded foam seat and back Upholster seat and back 	W 26.5"	SD 21"	38	1.75
			D 21.5"	SH 18.25" - 22.5"	18	34
			H 39.75" - 44"			
			SW 21"	STOOL SEAT HEIGHT 24.5" - 35"		
		<ul style="list-style-type: none"> American made in High Point, NC 5 prong plastic base Maximum weight limit - 260 lbs. Warranty 10 years 40 hrs. per week Swivel only 	W 15"	SD 15"	25	.75
			D 15"	SH 17" - 22"	9	17
			H			
			SW 15"			seat only

SEATING

CANTOR
MILL/CLEAN
VINYL

	Model #	BASE, ARM & BACK OPTIONS	COM					COL		LEATHER SEAT	ALL
			CHAIR IN A BOX	F1	F2	F3	F4	F5	VINYL BACK	LEATHER	
									L1	L2	
ERGONOMIC TASK ▶	Low Back 260 lbs.										
 ROCKY	1508-12-1-20	mesh back		\$1100	\$1150	\$1200	\$1250	\$1300		\$1400	
	1509-12-1-21	mesh back		\$1300	\$1330	\$1400	\$1460	\$1500		\$1700	
	1510-12-1-21	upholstery back		\$1350	\$1430	\$1500	\$1570	\$1600		\$2000	
Ships Assembled	<i>Optional Stationary Headrest</i>			\$400	\$470	\$540	\$610	\$680	\$750		
ERGONOMIC TASK ▶	Low Back 300 lbs.										
 ROCKY	1511-12-1-23	mesh back		\$1350	\$1400	\$1450	\$1500	\$1550		\$1700	
	1512-12-1-23	upholstery back		\$1500	\$1566	\$1633	\$1733	\$1833	\$2200	\$2500	
Ships Assembled	<i>Optional Stationary Headrest</i>			\$400	\$470	\$540	\$610	\$680	\$750		
ERGONOMIC TASK ▶	Low Back 350 lbs.										
 ROCKY	1513-12-1-23	mesh back		\$1540	\$1600	\$1660	\$1700	\$1750		\$2100	
	1514-12-1-23	upholstery back		\$1650	\$1700	\$1785	\$1850	\$1985	\$2400	\$2700	
Ships Assembled	<i>Optional Stationary Headrest</i>			\$400	\$470	\$540	\$610	\$680	\$750		
ERGONOMIC TASK ▶	Medium Back 400 lbs.										
 ROCKY	1515-12-2-23	heavy duty metal base		\$2533	\$2633	\$2733	\$2866	\$3000	\$3500	\$4000	
Ships Assembled	<i>Optional Stationary Headrest</i>			\$400	\$470	\$540	\$610	\$680	\$750	\$900	
ERGONOMIC TASK ▶	High Back 500 lbs.										
 ROCKY	1516-12-2-23	heavy duty metal base		\$2666	\$2833	\$2933	\$3166	\$3333	\$3733	\$4666	
Ships Assembled	<i>Optional Stationary Headrest</i>			\$400	\$470	\$540	\$610	\$680	\$750	\$900	
Accessories ▶	slip cover	\$133	embroidery set up charge	\$300							
	bumper guard	\$200	embroidery logo ea. chair	\$200							
	adjustable headrest cushion	\$200	headrest cushion w/kool foam	\$250							
	kool foam seat & back	\$333	kool foam seat only	\$150							
ACCESSORY CLEAR PLASTIC SEAT COVER UP-CHARGE \$90.00											



HUMAN FACTOR	WOOD FINISH OPTIONS	FEATURES	DIMENSIONS (All dimensions are approximate)		SHIP (lbs.) SHIP (cu.ft.)	COM (yds.) COL (sq.ft.)
		<ul style="list-style-type: none"> American made in High Point, NC 5 prong base 55 mm casters Pneumatic lift Height and width adj. arms Maximum weight limit - 260 lbs. Warranty 10 years except covers 40 hr. work week Synchro tilt mechanism with seat depth adj. Contoured molded foam Covers are warranted from manufacturer (Optional Headrest) 	W 24" SD Mod.# 1509 & 1510 18"-21" SD Mod.# 1508 17"-20" D 23" H 39"-42.5" SW Mod.# 1509 & 1510 18"-21" SW Mod.# 1508 20" SH 18"-21" Will accommodate a 4'10" - 5'4" Person	58 22	3 51	
		<ul style="list-style-type: none"> American made in High Point, NC 5 prong base 55 mm casters Pneumatic lift Height and width adj. arms Maximum weight limit - 300 lbs. Warranty 10 years except covers 40 hr. work week Synchro tilt mechanism with seat depth adj. Contoured molded foam Covers are warranted from manufacturer (Optional Headrest) 	W 24" SD 18" - 21" D 23" SH 18" - 23" H 39" - 42.5" SW 23" Will accommodate a 4'10" - 5'4" Person	58 22	3 51	
		<ul style="list-style-type: none"> American made in High Point, NC Heavy duty 5 prong base 55 mm casters Height and width adj. arms Maximum weight limit - 350 lbs. Warranty 10 years except covers 40 hr. work week Synchro tilt mechanism with seat depth adj. Contoured molded foam (Optional Headrest) 	W 27" SD 18"-21" D 23" SH 20" - 24.5" H 45" - 50" SW 23" Will accommodate a 5'5" - 6'3" Person	73 30	3 51	
		<ul style="list-style-type: none"> American made in High Point, NC Heavy duty 5 prong metal base 55 mm casters Height and width adj. arms Maximum weight limit - 400 lbs. Warranty 10 years except covers 40 hr. work week Synchro tilt mechanism with seat depth adj. Contoured molded foam (Optional Headrest) 	W 27" SD 18"-21" D 23" SH 20" - 24.5" H 45" - 50" SW 23" Will accommodate a 5'5" - 6'3" Person	73 30	3 51	
		<ul style="list-style-type: none"> American made in High Point, NC Heavy duty 6 prong metal base 55 mm casters Maximum weight limit - 500 lbs. Warranty 10 years except covers 40 hr. work week Synchro tilt mechanism 2 to 1 with tilt lock Contoured molded foam (Optional Headrest) 	W 27" SD 19" D 23" SH 20 - 24.5" H 45 - 50" SW 23" Will accommodate a 5'5" - 6'3" Person	78 30	3.25 55	





SEATING



MILLER at WORK



CANTOR
MILL/CLEAN
VINYL

	Model #	BASE, ARM & BACK OPTIONS	COM					COL		LEATHER SEAT	ALL
			CHAIR IN A BOX	F1	F2	F3	F4	F5	VINYL BACK	LEATHER	
									L1	L2	
Mesh Back Task Seating ▶											
MAXINE											
	<i>776-0-1-20</i>	no arms		\$833	\$850	\$885	\$925	\$975		\$1000	
	<i>776-12-1-20</i>	with arms		\$950	\$985	\$1015	\$1050	\$1100		\$1150	
Ships Assembled											
Mesh Back Task Seating ▶											
MAXINE											
	<i>778-0-1-20</i>	no arms		\$996	\$1096	\$1196	\$1296	\$1396		\$1496	
	<i>778-12-1-20</i>	h/w adj. arms		\$1120	\$1220	\$1320	\$1420	\$1520		\$1620	
Ships Assembled											
Mesh Back Task Seating ▶											
MIMI											
	<i>SAS-MO2 without head rest all black mesh</i>	h/w adj. arms	\$1000	\$1100	\$1200	\$1300	\$1450	\$1550		\$1500	
	<i>SAS-MO1-HR with head rest all black mesh</i>	h/w adj. arms	\$1100	\$1200	\$1300	\$1400	\$1500	\$1600		\$1700	
Ships Assembled											
Mesh Back Task Seating ▶											
FLIPPER											
	<i>777-AB</i>		\$700	\$850	\$900	\$950	\$1000	\$1050		\$1100	
	<i>Removable arms</i>										
	<i>in field</i>										
3 Per Box Ships Assembled											
Accessories ▶	slip cover \$133 embroidery set up charge \$300 bumper guard \$200 embroidery logo ea. chair \$200 adjustable headrest cushion \$200 headrest cushion w/kool foam \$250 kool foam seat & back \$333 kool foam seat only \$150		ACCESSORY CLEAR PLASTIC SEAT COVER UP-CHARGE \$90.00								



HUMAN FACTOR	WOOD FINISH OPTIONS	FEATURES	DIMENSIONS (All dimensions are approximate)		SHIP (lbs.) SHIP (cu.ft.)	COM (yds.) COL (sq.ft.)
		<ul style="list-style-type: none"> American made in High Point, NC 5 prong black plastic base Maximum weight limit - 250 lbs. Warranty 5 years except covers One paddle control swivel tilt w/tilt lock Molded foam seat Black mesh back 	W 27.75"	SD 20"	38	.75
			D 21.5"	SH 16" - 20"	8	34
			H 48" - 53"			
			SW 20"			
		<ul style="list-style-type: none"> American made in High Point, NC 5 prong black plastic base Maximum weight limit - 250 lbs. Warranty 5 years except covers Synchro tilt seat and back Molded foam seat Black mesh back 	W 27.75"	SD 20"	38	.75
			D 21.5"	SH 16" - 20"	8	34
			H 48" - 53"			
			SW 20"			
		<ul style="list-style-type: none"> Optional wood base \$300 retail upcharge Optional Chrome base \$166 retail upcharge 5 prong black plastic base standard Synchro tilt mechanism Seat ht. adj. seat depth adj. back angle adj. and lumbar adj. Maximum weight limit - 260 lbs. Warranty 10 years 40 Hr. work week Optional Head Rest & Upholstered Seat Black mesh back 	W 27.5"	SD 18" - 21"	60	.75
			D 23.7"	SH 17" - 21"	10	34
			H 44" - 50"			
			SW 21.5"			
		<ul style="list-style-type: none"> Nesting All black finish Chrome finish special order Maximum weight limit - 250 lbs. Heavy duty back spring Warranty 10 years except seat covers 3 per box \$20 net upcharge to break box 	W 23"	SD 17"	1ea. 30	.75
			D 18.5"	SH 19.25"	2ea. 55	24
			H 37"		3ea. 80	
			SW 19.5"			

SEATING

CANTOR
MILLCLEAN
VINYL

	Model #	BASE, ARM & BACK OPTIONS	COM					LEATHER SEAT		ALL
			COL					VINYL BACK	LEATHER	
			F1	F2	F3	F4	F5	L1	L2	
Executive Transitional ▶	Medium Back									
 <p>MARY GRACE</p> <p>Ships Assembled</p>	875-54-1-21	black plastic base		\$1085	\$1133	\$1200	\$1250	\$1300	\$1933	\$2400
	875-54-6-21	wood base		\$1366	\$1433	\$1500	\$1550	\$1600	\$2233	\$2700
	High Back									
	877-54-1-21	black plastic base		\$1166	\$1180	\$1220	\$1280	\$1320	\$2000	\$2500
	877-54-6-21	wood base		\$1400	\$1480	\$1520	\$1580	\$1620	\$2300	\$2800
Executive Traditional ▶										
 <p>RILLA</p> <p>Ships Assembled</p>	328-1-21 Medium Back	black base		\$1550	\$1600	\$1700	\$1875	\$1950	\$2200	\$2500
	328-6-21 Medium Back	wood base		\$1800	\$1920	\$2110	\$2210	\$2340	\$2400	\$2490
	329-1-21 High Back	black base		\$1600	\$1700	\$1800	\$1950	\$2050	\$2350	\$2650
	329-6-21 High Back	wood base		\$1833	\$1966	\$2010	\$2200	\$2400	\$2400	\$3100
Executive Transitional ▶										
 <p>ELLEN</p> <p>Ships Assembled</p>	330-02-1-22	med. back, black base		\$1350	\$1400	\$1505	\$1530	\$1580	\$2250	\$3166
	330-33-4-22	med. back, brush chrome arm & base		\$1450	\$1500	\$1590	\$1615	\$1765	\$2465	\$3366
	330-02-6-22	med. back, wood base arm & armless during assembly		\$1650	\$1700	\$1775	\$1875	\$1900	\$2700	\$3566
Executive Transitional ▶										
 <p>ELLEN</p> <p>Ships Assembled</p>	331-02-1-22	high back, black base		\$1475	\$1525	\$1675	\$1655	\$1705	\$2375	\$3291
	331-33-4-22	high back, brush chrome arm & base		\$1575	\$1625	\$1715	\$1740	\$1890	\$2590	\$3491
	331-02-6-22	high back, wood base arm & armless during assembly		\$1675	\$1815	\$1975	\$2000	\$2025	\$2825	\$3691
HEAVY DUTY Executive Transitional ▶										
 <p>ELLEN</p> <p>Ships Assembled</p>	430-33-4-22	med. back, brush chrome arm & base		\$1850	\$1950	\$2400	\$2600	\$2800	\$3200	\$3600
	431-33-4-22	high back, brush chrome arm & base		\$2250	\$2350	\$2800	\$3000	\$3200	\$3600	\$4000
Accessories ▶	slip cover \$133 embroidery set up charge \$300 bumper guard \$200 embroidery logo ea. chair \$200 adjustable headrest cushion \$200 headrest cushion w/kool foam \$250 kool foam seat & back \$333 kool foam seat only \$150		H/W adj. arms available add - 12 - in model # see page 33 for placement \$100 UP-CHARGE							
	ACCESSORY CLEAR PLASTIC SEAT COVER UP-CHARGE \$90.00									



HUMAN FACTOR	WOOD FINISH OPTIONS	FEATURES	DIMENSIONS (All dimensions are approximate)				SHIP (lbs.) SHIP (cu.ft.)	COM (yds.) COL (sq.ft.)
		<ul style="list-style-type: none"> American made in High Point, NC 5 prong metal base with wood caps 5 prong black plastic base Maximum weight limit - 300 lbs. 11 ply hardwood shell with reinforced steal plates Warranty 10 years except covers Molded foam seat and back Knee tilt control with tilt lock <p>MP Maple HC Honey Cherry MA Mahogany ES Espresso WA Walnut COF Custom Finish AC Auburn Cherry</p>	W 23.5"	SD 20"			60	3
			D 23"	SH 18.25"-21.25"			17	51
			H 37" - 42" High back				2.5	2.5
			32" - 37" Medium back				15	39
			SW 21"					
		<ul style="list-style-type: none"> American made in High Point, NC 11 ply shell with reinforce metal supports Maximum weight limit - 300 lbs. Warranty 10 years except covers Contoured molded foam Knee tilt mechanism with tilt lock <p>MP Maple HC Honey Cherry MA Mahogany ES Espresso WA Walnut COF Custom Finish AC Auburn Cherry</p>	W 29"	High Back H 41" - 46"	SD 19.25"		70	3
			D 25.5"	SW 21"	SH 17"-21"		24	60
			W 29"	Medium Back H 38" - 43"	SD 19"		65	2.8
			D 25.5"	SW 21"	SH 17"-21"		22	55
	MA WA AC HC	<ul style="list-style-type: none"> American made in High Point, NC 5 prong with black urethane base 5 prong wood cap base 5 prong brush chrome Maximum weight limit - 300 lbs. Knee tilt control with tilt lock Warranty 10 years except covers 	W 23"	SD 21"			45	3
			D 33"	SH 17" - 22"			24	54
			H 48"-51"					
			SW 22"					
	MA WA AC HC	<ul style="list-style-type: none"> American made in High Point, NC 5 prong with black urethane base 5 prong wood cap base 5 prong brush chrome Maximum weight limit - 300 lbs. Knee tilt control with tilt lock Warranty 10 years except covers 	W 23"	SD 21"			45	3
			D 33"	SH 17" - 22"			24	54
			H 48" - 51"					
			SW 22"					
		<ul style="list-style-type: none"> American made in High Point, NC 5 prong brush chrome Maximum weight limit - 325 lbs. Knee tilt control with tilt lock Warranty 3 years except covers 24/7 work week 	W 23"	SD 21"			45	3
			D 33"	SH 17"- 22"			24	54
			H 48" - 51"					
			SW 22"					

SEATING

CANTOR
MILLCLEAN
VINYL

	Model #	BASE, ARM & BACK OPTIONS	COM COL					LEATHER SEAT	ALL	
			CHAIR IN A BOX	F1	F2	F3	F4	F5	VINYL BACK	LEATHER
								L1	L2	
Executive Transitional	Low Back 300 lbs.									
 FELIX	597-7-1-21	black base		\$2100	\$2200	\$2300	\$2400	\$2500	\$2700	\$3000
	597-7-5-21	chrome base		\$2200	\$2300	\$2400	\$2500	\$2600	\$2800	\$3100
	597-12-1-21	black base		\$2200	\$2300	\$2400	\$2500	\$2600	\$2800	\$3100
Ships	597-12-5-21	chrome base		\$2250	\$2350	\$2450	\$2550	\$2650	\$2850	\$3150
Assembled	<i>Wood base model Suffix-6</i>	wood base upcharge	\$300							
Executive Transitional	Medium Back 300 lbs.									
 FELIX	598-7-1-21	black base		\$2400	\$2500	\$2600	\$2700	\$2800	\$3000	\$3300
	598-7-5-21	chrome base		\$2600	\$2700	\$2800	\$2900	\$3000	\$3200	\$3500
	598-12-1-21	black base		\$2600	\$2700	\$2800	\$2900	\$3000	\$3200	\$3500
Ships	598-12-5-21	chrome base		\$2650	\$2750	\$2850	\$2950	\$3050	\$3250	\$3550
Assembled	<i>Wood base model Suffix-6</i>	wood base upcharge	\$300							
Executive Transitional	XLT High Back 300 lbs.									
 FELIX	599-7-1-21	black base		\$2900	\$3000	\$3100	\$3200	\$3300	\$3500	\$3800
	599-7-5-21	chrome base		\$3000	\$3100	\$3200	\$3300	\$3400	\$3600	\$3900
	599-12-1-21	black base		\$3000	\$3100	\$3200	\$3300	\$3400	\$3600	\$3900
Ships	599-12-5-21	chrome base		\$3050	\$3150	\$3250	\$3350	\$3450	\$3650	\$3950
Assembled	<i>Wood base model Suffix-6</i>	wood base upcharge	\$300							
Executive Transitional	XXLT High Back 300 lbs.									
 FELIX	600-7-1-21	black base		\$3200	\$3300	\$3400	\$3500	\$3600	\$3800	\$4100
	600-7-5-21	chrome base		\$3300	\$3400	\$3500	\$3600	\$3700	\$3900	\$4200
	600-12-1-21	black base		\$3300	\$3400	\$3500	\$3600	\$3700	\$3900	\$4200
Ships	600-12-5-21	chrome base		\$3350	\$3450	\$3550	\$3650	\$3750	\$3950	\$4250
Assembled	<i>Wood base model Suffix-6</i>	wood base upcharge	\$300							
Accessories	slip cover \$133 embroidery set up charge \$300 bumper guard \$200 embroidery logo ea. chair \$200 adjustable headrest cushion \$200 headrest cushion w/kool foam \$250 kool foam seat & back \$333 kool foam seat only \$150		ACCESSORY CLEAR PLASTIC SEAT COVER UP-CHARGE \$90.00							







MILLER at WORK



HUMAN FACTOR	WOOD FINISH OPTIONS	FEATURES	DIMENSIONS (All dimensions are approximate)		SHIP (lbs.) SHIP (cu.ft.)	COM (yds.) COL (sq.ft.)
		<ul style="list-style-type: none"> American made in High Point, NC 11 ply shell with reinforce metal supports Maximum weight limit - 300 lbs. Warranty 10 years except covers 40 hrs. per week Contoured molded foam Synchro tilt mechanism with seat depth adj. <p>MP Maple HC Honey Cherry MA Mahogany ES Espresso WA Walnut COF Custom Finish AC Auburn Cherry</p>	W 24"	SD 17-20"	70 24	4 68
			D 23"	SH 17" - 21"		
			H 38" - 41"	Back Height		
			SW 21"	24"		
		<ul style="list-style-type: none"> American made in High Point, NC 11 ply shell with reinforce metal supports Maximum weight limit - 300 lbs. Warranty 10 years except covers 40 hrs. per week Contoured molded foam Synchro tilt mechanism with seat depth adj. <p>MP Maple HC Honey Cherry MA Mahogany ES Espresso WA Walnut COF Custom Finish AC Auburn Cherry</p>	W 24"	SD 19-22"	95 30	4 68
			D 23"	SH 17" - 21"		
			H 39" - 42.5"	Back Height		
			SW 21"	26.75"		
			Will accommodate a 6'1" Person			
		<ul style="list-style-type: none"> American made in High Point, NC 11 ply shell with reinforce metal supports Maximum weight limit - 300 lbs. Warranty 10 years except covers 40 hrs. per week Contoured molded foam Synchro tilt mechanism with seat depth adj. <p>MP Maple HC Honey Cherry MA Mahogany ES Espresso WA Walnut COF Custom Finish AC Auburn Cherry</p>	W 27"	SD 19-22"	95 30	4.5 77
			D 23"	SH 17 - 21"		
			H 47 - 50.5"	Back Height (from seat)		
			SW 21"	29.5"		
			Will accommodate a 6'6" Person			
		<ul style="list-style-type: none"> American made in High Point, NC 11 ply shell with reinforce metal supports Maximum weight limit - 300 lbs. Warranty 10 years except covers 40 hrs. per week Contoured molded foam Synchro tilt mechanism with seat depth adj. <p>MP Maple HC Honey Cherry MA Mahogany ES Espresso WA Walnut COF Custom Finish AC Auburn Cherry</p>	W 27"	SD 19-22"	95 30	5 85
			D 23"	SH 17 - 21"		
			H 47 - 50.5"	Back Height (from seat)		
			SW 21"	34.5"		
			Will accommodate a 6'10" Person			

SEATING

CANTOR
MILLCLEAN
VINYL

	Model #	BASE, ARM & BACK OPTIONS	COM					LEATHER SEAT		ALL
			COL					VINYL BACK	LEATHER	
			F1	F2	F3	F4	F5	L1	L2	
Executive Transitional ▶	Low Back 500 lbs.									
 FELIX	997-12-2-23	5 prong heavy duty metal base	\$3000	\$3200	\$3350	\$3500	\$3700	\$4000	\$4500	
Ships Assembled										
Executive Transitional ▶	Medium Back 500 lbs.									
 FELIX	998-12-2-23	5 prong heavy duty metal base	\$3200	\$3300	\$3500	\$3700	\$3900	\$4200	\$4700	
Ships Assembled										
Executive Transitional ▶	XLT High Back 500 lbs.									
 FELIX	999-12-2-23-19	5 prong heavy duty metal base	\$3400	\$3600	\$3750	\$3900	\$4100	\$4300	\$4800	
	999-12-2-23-22	5 prong heavy duty metal base	\$3400	\$3600	\$3750	\$3900	\$4100	\$4300	\$4800	
	999-12-2-23-24	5 prong heavy duty metal base	\$3700	\$3900	\$4100	\$4300	\$4500	\$4700	\$5400	
Ships Assembled										
Executive Transitional ▶	XXLT High Back 500 lbs.									
 FELIX	1000-12-2-23-19	5 prong heavy duty metal base	\$3500	\$3700	\$3900	\$4000	\$4300	\$4500	\$5000	
	1000-12-2-23-22	5 prong heavy duty metal base	\$3500	\$3700	\$3900	\$4000	\$4300	\$4500	\$5000	
	1000-12-2-23-24	5 prong heavy duty metal base	\$4000	\$4200	\$4400	\$4600	\$4900	\$5200	\$5800	
Ships Assembled										
Accessories ▶	slip cover	\$133	embroidery set up charge	\$300						
	bumper guard	\$200	embroidery logo ea. chair	\$200						
	adjustable headrest cushion	\$200	headrest cushion w/kool foam	\$250						
	kool foam seat & back	\$333	kool foam seat only	\$150						
ACCESSORY CLEAR PLASTIC SEAT COVER UP-CHARGE \$90.00										







HUMAN FACTOR	WOOD FINISH OPTIONS	FEATURES	DIMENSIONS (All dimensions are approximate)		SHIP (lbs.) SHIP (cu.ft.)	COM (yds.) COL (sq.ft.)
		<ul style="list-style-type: none"> American made in High Point, NC 11 ply shell with reinforce metal supports Maximum weight limit - 500 lbs. Warranty 10 years except covers 40 hrs. per week Contoured molded foam Heavy duty Synchro tilt mechanism 5 Prong metal base 	W 24"	SD 17"	70 <hr/> 24	4 <hr/> 68
			D 24"	SH 17" - 21"		
			H 38" - 41"	Back Height		
			SW 23"	24"		
		<ul style="list-style-type: none"> American made in High Point, NC 11 ply shell with reinforce metal supports Maximum weight limit - 500 lbs. Warranty 10 years except covers 40 hrs. per week Contoured molded foam Heavy duty Synchro tilt mechanism 5 Prong metal base 	W 24"	SD 18"	70 <hr/> 24	4 <hr/> 68
			D 24"	SH 17" - 21"		
			H 39" - 42.5"	Back Height		
			SW 23"	26.75" Will accommodate a 6'1" Person		
		<ul style="list-style-type: none"> American made in High Point, NC 11 ply shell with reinforce metal supports Maximum weight limit - 500 lbs. Warranty 10 years except covers 40 hrs. per week Contoured molded foam Heavy duty Synchro tilt mechanism 5 Prong metal base 	W 27"	SD Mod.# 799-19 19" SD Mod.# 799-22 22" SD Mod.# 799-24 24"	95 <hr/> 30	4.5 <hr/> 77
			D 22"	SH 17 - 21"		
			H 47 - 50.5"	XLT Back Height		
			SW 23"	29.5" Will accommodate a 6'6" Person		
		<ul style="list-style-type: none"> American made in High Point, NC 11 ply shell with reinforce metal supports Maximum weight limit - 500 lbs. Warranty 10 years except covers 40 hrs. per week Contoured molded foam Heavy duty Synchro tilt mechanism 5 Prong metal base 	W 27"	SD Mod.# 800-19 19" SD Mod.# 800-22 22" SD Mod.# 800-24 24"	95 <hr/> 30	5 <hr/> 85
			D 22"	SH 17 - 21"		
			H 47 - 50.5"	XXLT Back Height		
			SW 23"	34.5" Will accommodate a 6'10" Person		

SEATING

HEAVY DUTY 24/7 INTENSIVE USE CHAIRS

CANTOR
MILLCLEAN
VINYL

	Model #	BASE, ARM & BACK OPTIONS	COM					LEATHER SEAT VINYL BACK		ALL LEATHER
			COL		F3	F4	F5	L1	L2	
			F1	F2						
Heavy Duty ERGONOMIC TASK ▶	Low Back 260 lbs.									
 ROCKY	1708-12-4-17	mesh back	\$1949	\$2025	\$2088	\$2125	\$2150		\$2500	
	1709-12-4-21	mesh back	\$1999	\$2075	\$2133	\$2175	\$2200		\$2500	
	1710-12-4-21	upholstery back	\$1999	\$2075	\$2133	\$2175	\$2200	\$2266	\$2500	
		optional headrest	\$400	\$470	\$540	\$610	\$680	\$750	\$900	
Ships Assembled										
Heavy Duty ERGONOMIC TASK ▶	Low Back 300 lbs.									
 ROCKY	1711-12-4-23	mesh back	\$1999	\$2075	\$2133	\$2175	\$2200		\$2500	
	1712-12-4-23	upholstery back	\$2066	\$2115	\$2200	\$2255	\$2275	\$2333	\$2800	
		optional headrest	\$400	\$470	\$540	\$610	\$680	\$750	\$900	
Ships Assembled										
Heavy Duty ERGONOMIC TASK ▶	Low Back 350 lbs.									
 ROCKY	1713-12-2-23	mesh back	\$2200	\$2250	\$2300	\$2390	\$2400		\$2600	
	1714-12-2-23	upholstery back	\$2400	\$2500	\$2600	\$2725	\$2850	\$2900	\$3000	
		optional headrest	\$400	\$470	\$540	\$610	\$680	\$750	\$900	
Ships Assembled										
Heavy Duty ERGONOMIC TASK ▶	Medium Back 400 lbs.									
 ROCKY	1715-12-2-23	heavy duty metal base	\$2700	\$2800	\$3000	\$3200	\$3400	\$3600	\$3900	
		optional headrest	\$400	\$470	\$540	\$610	\$680	\$750	\$900	
Ships Assembled										
Heavy Duty ERGONOMIC TASK ▶	High Back 500 lbs.									
 ROCKY	1716-12-3-23	heavy duty metal base	\$3200	\$3400	\$3600	\$3800	\$4000	\$4200	\$4400	
		optional headrest	\$400	\$470	\$540	\$610	\$680	\$750	\$900	
Ships Assembled										
Accessories ▶	slip cover	\$133	embroidery set up charge	\$300						
	bumper guard	\$200	embroidery logo ea. chair	\$200						
	adjustable headrest cushion	\$200	headrest cushion w/kool foam	\$250						
	kool foam seat & back	\$333	kool foam seat only	\$150						
ACCESSORY CLEAR PLASTIC SEAT COVER UP-CHARGE \$90.00										






HUMAN FACTOR	WOOD FINISH OPTIONS	FEATURES	DIMENSIONS (All dimensions are approximate)		SHIP (lbs.) SHIP (cu.ft.)	COM (yds.) COL (sq.ft.)
		<ul style="list-style-type: none"> American made in High Point, NC 5 prong brush aluminum base 55 mm casters Pneumatic lift Height and width adj. arms Maximum weight limit - 260 lbs. Warranty 5 years 24/7 work week Synchro tilt mechanism with seat depth adj. Contoured molded foam (Optional Headrest) 	W 24"	SD Mod.# 1708 17"-20"	58	3
			D 23"	SD Mod.# 1709 & 1710 18"-21"	22	51
			H 39"-42.5"	SH 16" - 19"		
			SW 21"			
			Will accommodate a 4'10" - 5'4" Person			
		<ul style="list-style-type: none"> American made in High Point, NC 5 prong brush aluminum base 55 mm casters Pneumatic lift Height and width adj. arms Maximum weight limit - 260 lbs. Warranty 5 years 24/7 work week Synchro tilt mechanism with seat depth adj. Contoured molded foam (Optional Headrest) 	W 24"	SD 18" - 21"	58	3
			D 23"	SH 16" - 19"	22	51
			H 39" - 42.5"			
			SW 23"			
			Will accommodate a 4'10" - 5'4" Person			
		<ul style="list-style-type: none"> American made in High Point, NC Heavy duty 5 prong metal base 75 mm casters Height and width adj. arms Maximum weight limit - 350 lbs. Warranty 5 years 24/7 work week Synchro tilt mechanism with seat depth adj. Contoured molded foam (Optional Headrest) 	W 27"	SD 18" - 21"	73	3
			D 23"	SH 18" - 23"	30	51
			H 45" - 50"			
			SW 23"			
			Will accommodate a 5'5" - 6.0' Person			
		<ul style="list-style-type: none"> American made in High Point, NC Heavy duty 5 prong metal base 75 mm casters Height and width adj. arms Maximum weight limit - 400 lbs. Warranty 5 years 24/7 work week Synchro tilt mechanism with seat depth adj. Contoured molded foam (Optional Headrest) 	W 27"	SD 18" - 21"	73	3
			D 23"	SH 18" - 23"	30	51
			H 45" - 50"			
			SW 23"			
			Will accommodate a 5'5" - 6.0' Person			
		<ul style="list-style-type: none"> American made in High Point, NC Heavy duty 6 prong metal base 75 mm casters Maximum weight limit - 500 lbs. Warranty 5 years 24/7 work week Synchro tilt mechanism with seat depth adj. Contoured molded foam (Optional Headrest) 	W 27"	SD 18"-21"	78	3.25
			D 23"	SH 18" - 23"	30	55
			H 47 - 50"			
			SW 23"			
			Will accommodate a 5'5" - 6'0" Person			

SEATING

HEAVY DUTY 24/7 INTENSIVE USE CHAIRS

CANTOR
MILLCLEAN
VINYL

	Model #	BASE, ARM & BACK OPTIONS	COM COL					LEATHER SEAT	ALL
			F1	F2	F3	F4	F5	VINYL BACK	LEATHER
							L1	L2	
HEAVY DUTY STOOL ▶	260 lbs.								
 <p>TANK Ships Assembled</p>	670-0-2-20	mesh back, no arms	\$2000	\$2100	\$2200	\$2300	\$2400	\$2500	
	670-12-2-20	mesh back, with arms	\$2160	\$2260	\$2360	\$2460	\$2500	\$2600	
		no back suffix - NB	-\$100						
HEAVY DUTY STOOL ▶	350 lbs.								
 <p>THE TANK Ships Assembled</p>	675-0-2-21	upholstery back, no arms	\$2650	\$2700	\$2785	\$2850	\$2900	\$3500	\$4000
	675-12-2-21	upholstery back, with arms	\$2750	\$2800	\$2885	\$2900	\$3500	\$3600	\$4100
	680-0-2-21	mesh back, no arms	\$2316	\$2360	\$2600	\$2640	\$2680		\$2800
	680-12-2-21	mesh back, with arms	\$2416	\$2460	\$2700	\$2740	\$2780		\$2900
		no back suffix - NB	-\$100						
HEAVY DUTY STOOL ▶	500 lbs.								
 <p>TANK Ships Assembled</p>	695-0-3-23	mesh back, no arms	\$3000	\$3075	\$3545	\$3600	\$3700	\$3900	
	695-12-3-23	mesh back, with arms	\$3100	\$3175	\$3645	\$3700	\$3800	\$4000	
		no back suffix - NB	-\$100						
Accessories ▶	slip cover \$133 embroidery set up charge \$300 bumper guard \$200 embroidery logo ea. chair \$200 adjustable headrest cushion \$200 headrest cushion w/kool foam \$250 kool foam seat & back \$333 kool foam seat only \$150		ACCESSORY CLEAR PLASTIC SEAT COVER UP-CHARGE \$90.00						



HUMAN FACTOR	WOOD FINISH OPTIONS	FEATURES	DIMENSIONS (All dimensions are approximate)		SHIP (lbs.) SHIP (cu.ft.)	COM (yds.) COL (sq.ft.)
		<ul style="list-style-type: none"> American made in High Point, NC Heavy duty foot ring - lifetime warranty Heavy duty brush aluminum base 75 mm casters Swivel only Pneumatic lift Maximum weight limit - 260 lbs. 10 year Warranty on cylinder, casters, plywood, foam, arm mechanism, base, j-bar Arm pads are not covered 	W 24"	SD 19"	60 26	3 51
			D 26"	SH 24" - 35"		
			H 47"-58"		L1	1.5 25.5
			SW 20"			
		<ul style="list-style-type: none"> American made in High Point, NC Heavy duty foot ring - lifetime warranty Heavy duty black metal 28" base width 75 mm casters Swivel only Pneumatic lift Maximum weight limit - 350 lbs. 10 year Warranty on cylinder, casters, plywood, foam, arm mechanism, base, foot j-bar Arm pads are not covered 	W 24"	SD 19"	60 26	3 51
			D 26"	SH 24" - 35"		
			H 47" - 58"		L1	1.5 25.5
			SW 21"			
		<ul style="list-style-type: none"> American made in High Point, NC Heavy duty foot ring - lifetime warranty Heavy duty black metal 28" base width Heavy duty 6 prong base 75 mm casters Swivel only Pneumatic lift Maximum weight limit - 500 lbs. 10 year Warranty on cylinder, casters, plywood, foam, arm mechanism, base, j-bar Arm pads are not covered 	W 24"	SD 19"	60 26	3 51
			D 26"	SH 24" - 35"		
			H 47" - 58"		L1	1.5 25.5
			SW 23"			

SEATING

HEAVY DUTY 24/7 INTENSIVE USE CHAIRS

CANTOR
MILLCLEAN
VINYL

	Model #	BASE, ARM & BACK OPTIONS	COM COL					LEATHER SEAT	ALL
			F1	F2	F3	F4	F5	VINYL BACK	LEATHER
			L1	L2					
Heavy Duty ▶									
 FELIX	Low Back 350 lbs.								
	<i>697-12-1-21</i>	black nylon base	\$2500	\$2700	\$2866	\$3200	\$3533	\$4200	\$4500
Ships Assembled									
Heavy Duty ▶									
 FELIX	Medium Back 350 lbs.								
	<i>698-12-2-21</i>	black metal base	\$3200	\$3400	\$3733	\$3800	\$3900	\$4300	\$4700
	<i>698-12-2-23XL</i>	black metal base extra wide seat	\$3800	\$4000	\$4250	\$4375	\$4480	\$4533	\$5000
Ships Assembled									
Heavy Duty ▶									
 FELIX	XLT High Back 350 lbs.								
	<i>699-12-2-21</i>	heavy duty metal base	\$3600	\$3800	\$4000	\$4200	\$4400	\$4600	\$4800
	<i>699-12-2-23XL</i>	heavy duty metal base extra wide seat width	\$4000	\$4200	\$4450	\$4400	\$4600	\$4800	\$5200
Ships Assembled									
Heavy Duty ▶									
 FELIX	XXLT High Back 350 lbs.								
	<i>700-12-2-21</i>	heavy duty metal base	\$4000	\$4400	\$4666	\$4800	\$4850	\$4933	\$5200
	<i>700-12-2-23XL</i>	heavy duty metal base extra wide seat width	\$4300	\$4500	\$4700	\$4900	\$5100	\$5300	\$5500
Ships Assembled									
Accessories ▶	slip cover \$133 embroidery set up charge \$300 bumper guard \$200 embroidery logo ea. chair \$200 adjustable headrest cushion \$200 headrest cushion w/kool foam \$250 kool foam seat & back \$333 kool foam seat only \$150		ACCESSORY CLEAR PLASTIC SEAT COVER UP-CHARGE \$90.00						







6 Prong heavy duty inverted base standard on felix 24/7 chairs on May 1, 2016

HUMAN FACTOR	WOOD FINISH OPTIONS	FEATURES	DIMENSIONS (All dimensions are approximate)		SHIP (lbs.) SHIP (cu.ft.)	COM (yds.) COL (sq.ft.)
		<ul style="list-style-type: none"> American made in High Point, NC 11 ply shell with reinforce metal supports Maximum weight limit - 350 lbs. Warranty 10 years for 24/7 work week Warranty 10 years on covers except for punctures Contoured molded foam Synchro tilt mechanism with seat depth adj. Nylon Base 	W 24"	SW 21"	70	4
			D 23"	SH 17"- 20"	24	68
			H 38"- 41"	Back Height 24"		
			SD 17"-20"			
		<ul style="list-style-type: none"> American made in High Point, NC 11 ply shell with reinforce metal supports Maximum weight limit - 350 lbs. Warranty 10 years for 24/7 work week Warranty 10 years on covers except for punctures Contoured molded foam Synchro tilt mechanism with seat depth adj. 	W 24"	SW Mod.# 698-21 21" SW Mod.# 698-23XL 23"	95	4
			D 23"	SH 18"- 22"	30	68
			H 39"- 42.5"	Back Height 26.75"		
			SD 18"-21"			
			Will accommodate a 6'1" Person			
		<ul style="list-style-type: none"> American made in High Point, NC 11 ply shell with reinforce metal supports Maximum weight limit - 350 lbs. Warranty 10 years for 24/7 work week Warranty 10 years on covers except for punctures Contoured molded foam Synchro tilt mechanism with seat depth adj. 	W 27"	SW Mod.# 699-21 21" SW Mod.# 699-23XL 23"	95	4.5
			D 23"	SH 18 - 22" XLT	30	77
			H 47 - 50.5"	Back Height (from seat) 29.5"		
			SD 18"-21"			
			Will accommodate a 6'6" Person			
		<ul style="list-style-type: none"> American made in High Point, NC 11 ply shell with reinforce metal supports Maximum weight limit - 350 lbs. Warranty 10 years for 24/7 work week Warranty 10 years on covers except for punctures Contoured molded foam Synchro tilt mechanism with seat depth adj. 	W 27"	SW Mod.# 700-21 21" SW Mod.# 700-23XL 23"	95	5
			D 23"	SH 18 - 22" XXLT	30	85
			H 47 - 50.5"	Back Height (from seat) 34.5"		
			SD 18"-21"			
			Will accommodate a 6'10" Person			

SEATING

HEAVY DUTY 24/7 INTENSIVE USE CHAIRS

CANTOR
MILLCLEAN
VINYL

	Model #	BASE, ARM & BACK OPTIONS	COM					COL		LEATHER SEAT	ALL			
								F1	F2	F3	F4	F5	L1	L2
													VINYL BACK	LEATHER
Heavy Duty ▶	Low Back 500 lbs.													
 FELIX	797-12-2-23	5 prong heavy duty metal base		\$3733	\$3833	\$3933	\$4100	\$4180	\$4266	\$4700				
Ships Assembled														
Heavy Duty ▶	Medium Back 500 lbs.													
 FELIX	798-12-3-23	6 prong heavy duty metal base		\$4000	\$4100	\$4266	\$4375	\$4480	\$4533	\$5000				
Ships Assembled														
Heavy Duty ▶	XLT High Back 500 lbs.													
 FELIX	799-12-3-23-19	6 prong heavy duty metal base		\$4266	\$4400	\$4533	\$4670	\$4750	\$4800	\$5200				
	799-12-3-23-22	6 prong heavy duty metal base		\$4266	\$4400	\$4533	\$4670	\$4750	\$4800	\$5200				
	799-12-3-23-24	6 prong heavy duty metal base		\$4800	\$4950	\$5200	\$5300	\$5400	\$5466	\$6000				
Ships Assembled														
Heavy Duty ▶	XXLT High Back 500 lbs.													
 FELIX	800-12-3-23-19	6 prong heavy duty metal base		\$4533	\$4700	\$5066	\$5200	\$5300	\$5333	\$6000				
	800-12-3-23-22	6 prong heavy duty metal base		\$4533	\$4700	\$5066	\$5200	\$5300	\$5333	\$6000				
	800-12-3-23-24	6 prong heavy duty metal base		\$5200	\$5480	\$5733	\$5830	\$5900	\$6000	\$6500				
Ships Assembled														
Accessories ▶	slip cover \$133		embroidery set up charge \$300											
	bumper guard \$200		embroidery logo ea. chair \$200											
	adjustable headrest cushion \$200		headrest cushion w/kool foam \$250											
	kool foam seat & back \$333		kool foam seat only \$150											
	ACCESSORY CLEAR PLASTIC SEAT COVER UP-CHARGE \$90.00													








6 Prong heavy duty inverted base standard on felix 24/7 chairs on May 1, 2016

HUMAN FACTOR	WOOD FINISH OPTIONS	FEATURES	DIMENSIONS (All dimensions are approximate)		SHIP (lbs.)	COM (yds.)
					SHIP (cu.ft.)	COL (sq.ft.)
		<ul style="list-style-type: none"> American made in High Point, NC 11 ply shell with reinforce metal supports Maximum weight limit - 500 lbs. Warranty 10 years for 24/7 work week Warranty 10 years on covers except for punctures Contoured molded foam Heavy duty Synchro tilt mechanism 5 Prong metal base 	W 24"	SD 17"		
			D 24"	SH 17" - 21"	70	4
			H 38" - 41"	Back Height	24	68
			SW 23"	24"		
		<ul style="list-style-type: none"> American made in High Point, NC 11 ply shell with reinforce metal supports Maximum weight limit - 500 lbs. Warranty 10 years for 24/7 work week Warranty 10 years on covers except for punctures Contoured molded foam Heavy duty Synchro tilt mechanism 6 Prong metal base 	W 24"	SD 18"		
			D 24"	SH 17" - 21"	70	4
			H 39" - 42.5"	Back Height	24	68
			SW 23"	26.75"		
			Will accommodate a 6'1" Person			
		<ul style="list-style-type: none"> American made in High Point, NC 11 ply shell with reinforce metal supports Maximum weight limit - 500 lbs. Warranty 10 years for 24/7 work week Warranty 10 years on covers except for punctures Contoured molded foam Heavy duty Synchro tilt mechanism 6 Prong metal base 	W 27"	SD Mod.# 799-19 19"		
				SD Mod.# 799-22 22"		
			D 22"	SD Mod.# 799-24 24"	95	4.5
			H 47 - 50.5"	SH 17 - 21"	30	77
				XLT		
			SW 23"	Back Height		
				29.5"		
			Will accommodate a 6'6" Person			
		<ul style="list-style-type: none"> American made in High Point, NC 11 ply shell with reinforce metal supports Maximum weight limit - 500 lbs. Warranty 10 years for 24/7 work week Warranty 10 years on covers except for punctures Contoured molded foam Heavy duty Synchro tilt mechanism 6 Prong metal base 	W 27"	SD Mod.# 800-19 19"		
				SD Mod.# 800-22 22"		
			D 22"	SD Mod.# 800-24 24"	95	5
			H 47 - 50.5"	SH 17 - 21"	30	85
				XXLT		
			SW 23"	Back Height		
				34.5"		
			Will accommodate a 6'10" Person			

SEATING

CANTOR
MILLCLEAN
VINYL

	Model #	BASE, ARM & BACK OPTIONS	COM					COL		LEATHER SEAT	ALL
			CHAIR IN A BOX	F1	F2	F3	F4	F5	VINYL BACK	LEATHER	
									L1	L2	
Guest Chair											
 SALLY											
	332			\$800	\$850	\$900	\$950	\$1000	\$1300	\$1500	
	333	Bariatric		\$2100	\$2700	\$2900	\$3046	\$3300	\$3500	\$3800	
Ships Assembled											
Stacking Chair											
 ILA											
	100			\$383	\$420	\$450	\$490	\$520		\$720	
Ships Assembled											
Stacking Chair											
 ILA											
	200			\$433	\$450	\$480	\$520	\$550		\$750	
Ships Assembled											
High Density Stacking											
 ASIA											
	80	chrome finish	\$233								
	80U	uph seat & back		\$383	\$450	\$480	\$500	\$520			
		uph seat		\$75	\$108.50	\$123.50	\$133.50	\$143.50			
		uph back		\$75	\$108.50	\$123.50	\$133.50	\$143.50			
Mobile Cart For Asia	JX-100		\$300								
Ships Assembled											
Wood Guest Chair											
 FRANK											
	137	four legs		\$866	\$933	\$1033	\$1100	\$1200		\$1300	
	138	casters		\$933	\$1000	\$1100	\$1070	\$1170		\$1366	
Ships Assembled											
Accessories											
	slip cover	\$133	embroidery set up charge	\$300							
	bumper guard	\$200	embroidery logo ea. chair	\$200							
	adjustable headrest cushion	\$200	headrest cushion w/kool foam	\$250							
	kool foam seat & back	\$333	kool foam seat only	\$150							
	ACCESSORY CLEAR PLASTIC SEAT COVER UP-CHARGE \$90.00										



HUMAN FACTOR	WOOD FINISH OPTIONS	FEATURES	DIMENSIONS (All dimensions are approximate)				SHIP (lbs.) SHIP (cu.ft.)	COM (yds.) COL (sq.ft.)
		<ul style="list-style-type: none"> American made in High Point, NC For model # 332 Maximum weight limit - 350 lbs. Warranty 10 years except covers 	W 23.25"	H 34.5"	SD 18.25"	25	2	
		<ul style="list-style-type: none"> American made in High Point, NC For model # 333 Maximum weight limit - 500 lbs. Warranty 10 years except covers 	D 21.25"	SW 18.75"	SH 18.5"	14	32	
		<ul style="list-style-type: none"> American made in High Point, NC Ships 6 per box less than 6 will be a \$20 net upcharge Stacks four high Maximum weight limit - 250 lbs. Warranty 10 years except covers 	W 17.25"	SD 17"		20ea.	1.5	
		<ul style="list-style-type: none"> American made in High Point, NC Ships 6 per box less than 6 will be a \$20 net upcharge Stacks four high Maximum weight limit - 250 lbs. Warranty 10 years except covers 	D 20.5"	SH 19"		8	45	
		<ul style="list-style-type: none"> American made in High Point, NC High density stacker Will stack 25 high on mobile cart Maximum weight limit - 250 lbs. Warranty 10 years except covers <p>Ships 10 per box less than 10 is a \$20 net upcharge</p>	H 32"					
		<ul style="list-style-type: none"> American made in High Point, NC Maximum weight limit - 250 lbs. Warranty 10 years except covers 	SW 17.25"					
		<ul style="list-style-type: none"> American made in High Point, NC Maximum weight limit - 250 lbs. Warranty 10 years except covers 	W 17.25"	SD 17"		20ea.	1.5	
		<ul style="list-style-type: none"> American made in High Point, NC High density stacker Will stack 25 high on mobile cart Maximum weight limit - 250 lbs. Warranty 10 years except covers 	D 20.5"	SH 19"		8	45	
		<ul style="list-style-type: none"> American made in High Point, NC High density stacker Will stack 25 high on mobile cart Maximum weight limit - 250 lbs. Warranty 10 years except covers 	H 32"					
		<ul style="list-style-type: none"> American made in High Point, NC High density stacker Will stack 25 high on mobile cart Maximum weight limit - 250 lbs. Warranty 10 years except covers 	SW 17.25"					
		<ul style="list-style-type: none"> American made in High Point, NC High density stacker Will stack 25 high on mobile cart Maximum weight limit - 250 lbs. Warranty 10 years except covers 	W 18"	SD 15.5"		15ea.	1.5	
		<ul style="list-style-type: none"> American made in High Point, NC High density stacker Will stack 25 high on mobile cart Maximum weight limit - 250 lbs. Warranty 10 years except covers 	D 15.25"	SH 17.75"		6	25.5	
		<ul style="list-style-type: none"> American made in High Point, NC High density stacker Will stack 25 high on mobile cart Maximum weight limit - 250 lbs. Warranty 10 years except covers 	H 30.25"					
		<ul style="list-style-type: none"> American made in High Point, NC High density stacker Will stack 25 high on mobile cart Maximum weight limit - 250 lbs. Warranty 10 years except covers 	SW 18"					
		<ul style="list-style-type: none"> American made in High Point, NC Maximum weight limit - 250 lbs. Warranty 10 years except covers 	W 20.75"	SD 19"		38	2	
		<ul style="list-style-type: none"> American made in High Point, NC Maximum weight limit - 250 lbs. Warranty 10 years except covers 	D 22"	SH 18"		15	34	
		<ul style="list-style-type: none"> American made in High Point, NC Maximum weight limit - 250 lbs. Warranty 10 years except covers 	H 30"					
		<ul style="list-style-type: none"> American made in High Point, NC Maximum weight limit - 250 lbs. Warranty 10 years except covers 	SW 22.5"					






SEATING



MILLER at WORK



CANTOR
MILLCLEAN
VINYL

	Model #	BASE, ARM & BACK OPTIONS	CIB					LEATHER SEAT	ALL
			CHAIR IN A BOX	COM	COL			VINYL BACK	LEATHER
				F1	F2	F3	F4	F5	L1
Wood Guest Chair ▶									
 GARY									
	130		\$1100	\$1150	\$1200	\$1250	\$1300	\$1400	
Ships Assembled									
Wood Guest Chair ▶									
 ALLURE									
	131		\$1100	\$1150	\$1200	\$1250	\$1300	\$1400	
Ships Assembled									
Wood Guest Chair ▶									
 DASH									
	132		\$1000	\$1050	\$1100	\$1175	\$1215	\$1300	
Ships Assembled									
Wood Stool Chair ▶									
 DASH STOOL									
	133		\$1500	\$1550	\$1600	\$1650	\$1700	\$1800	
Ships Assembled									
Executive Traditional ▶									
 RILLA									
	327		\$1200	\$1300	\$1400	\$1500	\$1600	\$1900	\$2300
Ships Assembled									
Accessories ▶	slip cover \$133		embroidery set up charge \$300						
	bumper guard \$200		embroidery logo ea. chair \$200						
	adjustable headrest cushion \$200		headrest cushion w/kool foam \$250						
	kool foam seat & back \$333		kool foam seat only \$150						
	ACCESSORY CLEAR PLASTIC SEAT COVER UP-CHARGE \$90.00								



MILLER at WORK



HUMAN FACTOR	WOOD FINISH OPTIONS	FEATURES	DIMENSIONS (All dimensions are approximate)		SHIP (lbs.) SHIP (cu.ft.)	COM (yds.) COL (sq.ft.)
		<ul style="list-style-type: none"> American made in High Point, NC Hardwood frame screwed, glued, doweled and corner block reinforced Maximum weight limit - 250 lbs. Warranty 10 years except covers MP Maple HC Honey Cherry MA Mahogany ES Espresso WA Walnut COF Custom Finish AC Auburn Cherry	W 24"	SD 19"	30	1.0
			D 24"	SH 19.5"	14	17
			H 32"			
			SW 21"			
		<ul style="list-style-type: none"> American made in High Point, NC Hardwood frame screwed, glued, doweled and corner block reinforced Maximum weight limit - 250 lbs. Warranty 10 years except covers MP Maple HC Honey Cherry MA Mahogany ES Espresso WA Walnut COF Custom Finish AC Auburn Cherry	W 24"	SD 19"	30	1.0
			D 24"	SH 19.5"	14	17
			H 32"			
			SW 21"			
		<ul style="list-style-type: none"> American made in High Point, NC Hardwood frame screwed, glued, doweled and corner block reinforced Maximum weight limit - 250 lbs. Warranty 10 years except covers MP Maple HC Honey Cherry MA Mahogany ES Espresso WA Walnut COF Custom Finish AC Auburn Cherry	W 22"	SD 17"	30	1.0
			D 19.5"	SH 19"	9	17
			H 30"			
			SW 19"			
		<ul style="list-style-type: none"> American made in High Point, NC Hardwood frame screwed, glued, doweled and corner block reinforced Maximum weight limit - 250 lbs. MP Maple HC Honey Cherry MA Mahogany ES Espresso WA Walnut COF Custom Finish AC Auburn Cherry	W 22"	SD 17"	40	1.0
			D 19.5"	SH 30"	13	17
			H 40"			
			SW 17"			
		<ul style="list-style-type: none"> American made in High Point, NC Hardwood frame screwed, glued, doweled and corner block reinforced Maximum weight limit - 250 lbs. MP Maple HC Honey Cherry MA Mahogany ES Espresso WA Walnut COF Custom Finish AC Auburn Cherry	W 29"	SD 19.25"	45	3
			D 25.5"	SH 19"	24	60
			H 41"			
			SW 20.5"			





SEATING



MILLER at WORK



CANTOR
MILLCLEAN
VINYL

	Model #	BASE, ARM & BACK OPTIONS	COM COL					LEATHER SEAT	ALL
			CHAIR IN A BOX	F1	F2	F3	F4	F5	VINYL BACK
								L1	L2
Hospitality ▶									
LYNDA									
	620-A	arm		\$900	\$950	\$1000	\$1050	\$1100	\$1200
	620-S	armless		\$800	\$850	\$900	\$950	\$1000	\$1100
Ships Assembled									
Hospitality ▶									
KRISTEN									
	718-S	no arms		\$800	\$850	\$900	\$950	\$1000	\$1100
Ships Assembled									
Hospitality ▶									
CONNOR									
	795-A	arm		\$900	\$950	\$1000	\$1050	\$1100	\$1200
	795-S	armless		\$800	\$850	\$900	\$950	\$1000	\$1100
Ships Assembled									
Hospitality ▶									
LILLIE									
	904-S	armless		\$720	\$760	\$800	\$840	\$880	\$1000
Ships Assembled									
Accessories ▶	slip cover \$133		embroidery set up charge \$300						
	bumper guard \$200		embroidery logo ea. chair \$200						
	adjustable headrest cushion \$200		headrest cushion w/kool foam \$250						
	kool foam seat & back \$333		kool foam seat only \$150						
	ACCESSORY CLEAR PLASTIC SEAT COVER UP-CHARGE \$90.00								







HUMAN FACTOR	WOOD FINISH OPTIONS	FEATURES	DIMENSIONS (All dimensions are approximate)		SHIP (lbs.) SHIP (cu.ft.)	COM (yds.) COL (sq.ft.)
		<ul style="list-style-type: none"> American made in High Point, NC Hardwood frame screwed, glued, doweled and corner block reinforced Maximum weight limit - 250 lbs. Warranty 10 years except covers MP Maple HC Honey Cherry MA Mahogany ES Espresso WA Walnut COF Custom Finish AC Auburn Cherry	W 24"	SD 19"	30	1.0
			D 24"	SH 19.5"	14	17
			H 32"			
			SW 20"			
		<ul style="list-style-type: none"> American made in High Point, NC Hardwood frame screwed, glued, doweled and corner block reinforced Maximum weight limit - 250 lbs. Warranty 10 years except covers MP Maple HC Honey Cherry MA Mahogany ES Espresso WA Walnut COF Custom Finish AC Auburn Cherry	W 24"	SD 19"	30	1.0
			D 24"	SH 19.5"	14	17
			H 32"			
			SW 20"			
		<ul style="list-style-type: none"> American made in High Point, NC Hardwood frame screwed, glued, doweled and corner block reinforced Maximum weight limit - 250 lbs. Warranty 10 years except covers MP Maple HC Honey Cherry MA Mahogany ES Espresso WA Walnut COF Custom Finish AC Auburn Cherry	W 24"	SD 19"	30	1.0
			D 24"	SH 19.5"	14	17
			H 32"			
			SW 20"			

SEATING

LOUNGE FURNITURE

CANTOR
MILL/CLEAN
VINYL

	Model #	BASE, ARM & BACK OPTIONS	COM					COL		LEATHER SEAT	ALL
			CHAIR IN A BOX	F1	F2	F3	F4	F5	L1	L2	
Lounge ▶											
 <p>PHILO CLUB</p>	<i>PH-001-WL</i>	wood legs		\$1501	\$1711	\$1890	\$2100	\$2315	\$2600	\$3500	
	<i>PH-001-WLTB</i>	wood legs/wood tablet		\$1800	\$2100	\$2200	\$2500	\$2750	\$2900	\$3800	
	<i>PH-001-CST-BP</i>	front casters/back pull		\$1800	\$2100	\$2200	\$2500	\$2750	\$2900	\$3800	
	<i>PH-001-ML</i>	metal aluminum legs		\$1800	\$2100	\$2200	\$2500	\$2750	\$2900	\$3800	
	<i>PH-001-4CST</i>	four casters		\$1800	\$2100	\$2200	\$2500	\$2750	\$2900	\$3800	
Lounge ▶											
WRITING TABLET	<i>WT-Wood</i>	wood		\$500							
	<i>WT-Laminate</i>	HPL		\$400							
OTTOMAN	<i>PH-006</i>	wood legs		\$1300	\$1375	\$1420	\$1475	\$1570		\$2400	
Lounge ▶											
 <p>PHILO BARIACTRIC</p>	<i>PH-002-WL</i>	wood legs		\$1833	\$2000	\$2300	\$2500	\$3200	\$3600	\$3800	
	<i>PH-002-ML</i>	metal aluminum legs		\$2200	\$2300	\$2500	\$2800	\$3000	\$3500	\$4000	
Lounge ▶											
 <p>PHILO LOVESEAT</p>	<i>PH-003-WL</i>	wood legs		\$2100	\$2300	\$2400	\$2500	\$2600	\$2900	\$3200	
	<i>PH-003-ML</i>	metal aluminum legs		\$2300	\$2500	\$2600	\$2700	\$2800	\$3100	\$3400	
Lounge ▶											
 <p>PHILO SOFA</p>	<i>PH-004-WL</i>	wood legs		\$3000	\$3300	\$3600	\$3900	\$4200	\$4500	\$5000	
	<i>PH-004-ML</i>	metal aluminum legs		\$3200	\$3500	\$3800	\$4100	\$4400	\$4700	\$5200	






HUMAN FACTOR	WOOD FINISH OPTIONS	FEATURES	DIMENSIONS (All dimensions are approximate)	SHIP (lbs.) SHIP (cu.ft.)	COM (yds.) COL (sq.ft.)
		<ul style="list-style-type: none"> American made in High Point, NC Maximum weight limit - 300 lbs. Frame construction made with hardwoods and plywood with life time warranty Foam warranty 5 years except covers Optional metal legs and casters <p>MP Maple HC Honey Cherry MA Mahogany ES Espresso WA Walnut COF Custom Finish AC Auburn Cherry</p>	<p>W 32" SD 19.5"</p> <p>D 31" SH 17.5"</p> <p>H 33"</p> <p>SW 23"</p>	<p>66</p> <hr/> <p>25</p>	<p>5.5</p> <hr/> <p>105</p>
		<ul style="list-style-type: none"> Must mark left or right arm from seating position 			
		<ul style="list-style-type: none"> American made in High Point, NC 	22 x 22 x 17	<p>40</p> <hr/> <p>8</p>	<p>4</p> <hr/> <p>70</p>
		<ul style="list-style-type: none"> American made in High Point, NC Maximum weight limit - 500 lbs. Frame construction made with hardwoods and plywood with 5 year warranty Foam warranty 5 years except covers Optional metal legs and casters <p>MP Maple HC Honey Cherry MA Mahogany ES Espresso WA Walnut COF Custom Finish AC Auburn Cherry</p>	<p>W 34" SD 19.5"</p> <p>D 31" SH 17.5"</p> <p>H 33"</p> <p>SW 25"</p>	<p>80</p> <hr/> <p>27</p>	<p>8.5</p> <hr/> <p>180</p>
		<ul style="list-style-type: none"> American made in High Point, NC Maximum weight limit - 850 lbs. Frame construction made with hardwoods and plywood with life time warranty Foam warranty 5 years except covers Optional metal legs and casters <p>MP Maple HC Honey Cherry MA Mahogany ES Espresso WA Walnut COF Custom Finish AC Auburn Cherry</p>	<p>W 57" SD 19.5"</p> <p>D 31" SH 17.5"</p> <p>H 33"</p> <p>SW 45"</p>	<p>94</p> <hr/> <p>42</p>	<p>10</p> <hr/> <p>200</p>
		<ul style="list-style-type: none"> American made in High Point, NC Maximum weight limit - 950 lbs. Frame construction made with hardwoods and plywood with life time warranty Foam warranty 5 years except covers Optional metal legs and casters <p>MP Maple HC Honey Cherry MA Mahogany ES Espresso WA Walnut COF Custom Finish AC Auburn Cherry</p>	<p>W 72" SD 19.5"</p> <p>D 31" SH 17.5"</p> <p>H 33"</p> <p>SW 68"</p>	<p>122</p> <hr/> <p>55</p>	<p>14</p> <hr/> <p>280</p>

SEATING

LOUNGE FURNITURE

CANTOR
MILL/CLEAN
VINYL

	Model #	BASE, ARM & BACK OPTIONS	COM					COL		LEATHER SEAT	ALL
			CHAIR IN A BOX	F1	F2	F3	F4	F5	VINYL BACK	LEATHER	
Club Chair ▶											
CYNTHIA											
											
	<i>CY-001-WL</i>	wood legs		\$1600	\$1800	\$2000	\$2200	\$2400	\$2600	\$3000	
Love Seat ▶											
CYNTHIA											
											
	<i>CY-003-WL</i>	wood legs		\$2100	\$2300	\$2400	\$2500	\$2600	\$2900	\$3200	
Sofa											
CYNTHIA											
											
	<i>CY-004-WL</i>	wood legs		\$3000	\$3300	\$3600	\$3900	\$4200	\$4500	\$5000	



MILLER at WORK






HUMAN FACTOR	WOOD FINISH OPTIONS	FEATURES	DIMENSIONS (All dimensions are approximate)		SHIP (lbs.)	COM (yds.)
					SHIP (cu.ft.)	COL (sq.ft.)
		<ul style="list-style-type: none"> American made in High Point, NC Maximum weight limit - 300 lbs. Frame construction made with hardwoods and plywood with life time warranty Foam warranty 5 years except covers Optional metal legs and casters <p>MP Maple HC Honey Cherry MA Mahogany ES Espresso WA Walnut COF Custom Finish AC Auburn Cherry</p>	W 32"	SD 19.5"	66	5.5
			D 31"	SH 17.5"	25	105
			H 33"			
			SW 23"			
		<ul style="list-style-type: none"> American made in High Point, NC Maximum weight limit - 850 lbs. Frame construction made with hardwoods and plywood with life time warranty Foam warranty 5 years except covers Optional metal legs and casters <p>MP Maple HC Honey Cherry MA Mahogany ES Espresso WA Walnut COF Custom Finish AC Auburn Cherry</p>	W 57"	SD 19.5"	94	10
			D 31"	SH 17.5"	42	200
			H 33"			
			SW 45"			
		<ul style="list-style-type: none"> American made in High Point, NC Maximum weight limit - 950 lbs. Frame construction made with hardwoods and plywood with life time warranty Foam warranty 5 years except covers Optional metal legs and casters <p>MP Maple HC Honey Cherry MA Mahogany ES Espresso WA Walnut COF Custom Finish AC Auburn Cherry</p>	W 72"	SD 19.5"	122	14
			D 31"	SH 17.5"	55	280
			H 33"			
			SW 68"			

SEATING

LOUNGE FURNITURE

CANTOR
MILL/CLEAN
VINYL

	Model #	BASE, ARM & BACK OPTIONS	COM					COL		LEATHER SEAT	ALL
			CHAIR IN A BOX	F1	F2	F3	F4	F5	L1	L2	VINYL BACK
Club Chair ▶											
HEMINGWAY											
											
	<i>HE-001</i>	wood legs		\$1667	\$1783	\$1866	\$2000	\$2250	\$2500	\$3500	
Love Seat ▶											
HEMINGWAY											
											
	<i>HE-002</i>	wood legs		\$2583	\$2783	\$2866	\$3000	\$3250	\$3695	\$4667	
Sofa											
HEMINGWAY											
											
	<i>HE-003</i>	wood legs		\$2833	\$3000	\$3166	\$3550	\$3833	\$4583	\$5650	






HUMAN FACTOR	WOOD FINISH OPTIONS	FEATURES	DIMENSIONS (All dimensions are approximate)		SHIP (lbs.) SHIP (cu.ft.)	COM (yds.) COL (sq.ft.)
		<ul style="list-style-type: none"> American made in High Point, NC Maximum weight limit - 300 lbs. Frame construction made with hardwoods and plywood with life time warranty Foam warranty 5 years except covers Optional metal legs and casters <p>MP Maple HC Honey Cherry MA Mahogany ES Espresso WA Walnut COF Custom Finish AC Auburn Cherry</p>	W 33"	SW 20"	66	8
			D 34"	SD 20"	25	102
			H 37"	SH 20"	L1	3
						51
		<ul style="list-style-type: none"> American made in High Point, NC Maximum weight limit - 850 lbs. Frame construction made with hardwoods and plywood with life time warranty Foam warranty 5 years except covers Optional metal legs and casters <p>MP Maple HC Honey Cherry MA Mahogany ES Espresso WA Walnut COF Custom Finish AC Auburn Cherry</p>	W 58"	SW 45"	94	12
			D 34"	SD 20"	42	119
			H 37"	SH 20"	L1	3
						59
		<ul style="list-style-type: none"> American made in High Point, NC Maximum weight limit - 950 lbs. Frame construction made with hardwoods and plywood with life time warranty Foam warranty 5 years except covers Optional metal legs and casters <p>MP Maple HC Honey Cherry MA Mahogany ES Espresso WA Walnut COF Custom Finish AC Auburn Cherry</p>	W 79"	SW 67"	122	16
			D 34"	SD 20"	55	136
			H 37"	SH 20"	L1	4
						70

SEATING

LOUNGE FURNITURE

CANTOR
MILL/CLEAN
VINYL

	Model #	BASE, ARM & BACK OPTIONS	COM					COL		LEATHER SEAT	ALL
			CHAIR IN A BOX	F1	F2	F3	F4	F5	L1	L2	VINYL BACK
Club Chair ▶											
 DORTHY											
	<i>DO-001</i>	wood legs		\$2000	\$2166	\$2333	\$2500	\$2666	\$3666	\$4000	
Love Seat ▶											
 DORTHY											
	<i>DO-002</i>	wood legs		\$2333	\$2500	\$2666	\$2833	\$3083	\$4333	\$4666	
Sofa											
 DORTHY											
	<i>DO-003</i>	wood legs		\$2650	\$2916	\$3300	\$3650	\$3833	\$4666	\$5000	





HUMAN FACTOR	WOOD FINISH OPTIONS	FEATURES	DIMENSIONS (All dimensions are approximate)	SHIP (lbs.) SHIP (cu.ft.)	COM (yds.) COL (sq.ft.)
		<ul style="list-style-type: none"> American made in High Point, NC Maximum weight limit - 300 lbs. Frame construction made with hardwoods and plywood with life time warranty Foam warranty 5 years except covers Optional metal legs and casters <p> MP Maple HC Honey Cherry MA Mahogany ES Espresso WA Walnut COF Custom Finish AC Auburn Cherry </p>	W 40" SD 21" D 35" SH 20" H 37" SW 20"	66 25 <hr/> L1	6 102 <hr/> 3 51 <hr/>
		<ul style="list-style-type: none"> American made in High Point, NC Maximum weight limit - 850 lbs. Frame construction made with hardwoods and plywood with life time warranty Foam warranty 5 years except covers Optional metal legs and casters <p> MP Maple HC Honey Cherry MA Mahogany ES Espresso WA Walnut COF Custom Finish AC Auburn Cherry </p>	W 62" D 35" SD 21" H 37" SH 20" SW 42"	94 42 <hr/> L1	10.5 119 <hr/> 3 59 <hr/>
		<ul style="list-style-type: none"> American made in High Point, NC Maximum weight limit - 950 lbs. Frame construction made with hardwoods and plywood with life time warranty Foam warranty 5 years except covers Optional metal legs and casters <p> MP Maple HC Honey Cherry MA Mahogany ES Espresso WA Walnut COF Custom Finish AC Auburn Cherry </p>	W 83" SD 21" D 35" SH 20" H 37" SW 63"	122 55 <hr/> L1	13 136 <hr/> 4 70 <hr/>

SEATING

LOUNGE FURNITURE

CANTOR
MILL/CLEAN
VINYL

	Model #	BASE, ARM & BACK OPTIONS	COM					COL		LEATHER SEAT	ALL
			CHAIR IN A BOX	F1	F2	F3	F4	F5	L1	L2	
Club Chair ▶											
 TERESA											
	HE-001	wood legs		\$1583	\$1716	\$1880	\$2000	\$2316	\$2980	\$3250	
Ottoman ▶											
 TERESA											
	HE-002	wood legs		\$583	\$616	\$666	\$733	\$800		\$983	



HUMAN FACTOR	WOOD FINISH OPTIONS	FEATURES	DIMENSIONS (All dimensions are approximate)	SHIP (lbs.) SHIP (cu.ft.)	COM (yds.) COL (sq.ft.)
		<ul style="list-style-type: none"> American made in High Point, NC Maximum weight limit - 300 lbs. Frame construction made with hardwoods and plywood with life time warranty Foam warranty 5 years except covers Optional metal legs and casters <p> MP Maple HC Honey Cherry MA Mahogany ES Espresso WA Walnut COF Custom Finish AC Auburn Cherry </p>	W 34" SD 19" D 32" SH 19" H 42" SW 19"	66 25 L1	6 102
		<ul style="list-style-type: none"> American made in High Point, NC Maximum weight limit - 850 lbs. Frame construction made with hardwoods and plywood with life time warranty Foam warranty 5 years except covers Optional metal legs and casters <p> MP Maple HC Honey Cherry MA Mahogany ES Espresso WA Walnut COF Custom Finish AC Auburn Cherry </p>	W 27" D 18" H 16"	20 8 L1	2 34

SEATING

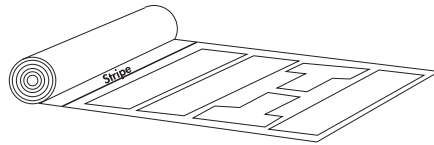
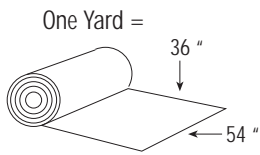


COM (Customers' Own Material) & COL (Customers' Own Leather)

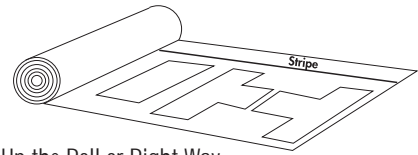
- Seating can be upholstered with fabric or leather supplied by the customer. Miller Office Furniture must approve this fabric or leather for use. To confirm that a COM or COL is applicable before ordering, send a memo size sample to your customer service representative.
- When submitting a COM or COL order, complete the COM/COL order form and attach it to your purchase order. A COM/COL order form is in the back of this price book for your use. Photocopy and use for all COM/COL orders.
- If a COM/COL order form is sent to Miller Office Furniture separate from the order, you must indicate the original purchase order number, and acknowledgement number if available, on the COM/COL form.

- To calculate the proper yardage required for a COM, follow these steps:
 1. Find the COM yardage required for the model number
(on the same page as the model #).
 2. Use the column that matches your specifications from the chart below.
 3. If your fabric is less than 54" wide or has a repeat of greater than 12", call Customer Service.
- To calculate the proper square footage required for a COL, find the COL square footage required for the model number (on the same page as the model #).
- Ship all COM's and COL's PREPAID to:
Miller at Work / COM/COL Coordinator / 139 South Church Street Asheboro, NC 27203
- Please require fabric and leather vendors to put your purchase order number on the product being shipped to Miller Office Furniture.
- For yardage requirements on large orders, mail memo sample, model number information, and quantities to:
Miller at Work / COM/COL Coordinator
A timely response will be sent to you via email or fax (indicate which you prefer)
- Unused COM/COL material will be returned only when requested on the original order.
- COM/COL orders will be scheduled for production when the order is received. However
Miller Office Furniture will reschedule production of the COM/COL product to two weeks after the fabric or leather is received.

M MILLER at WORK W



Railroaded



Up the Roll or Right Way

Yards From COM Column	Fabric 54" Wide & Railroaded (no repeat)	Fabric 54" Wide & Railroaded (up to 12" repeat)	Fabric 54" Wide Up The Roll
1	1	1½	1½
1½	1½	2	2
2	2	3	3
2½	2½	3½	3½
3	3	4½	4½
3½	3½	5	5½
4	4	5½	6
4½	4½	6	6½
5	5	6½	7
5½	5½	7	7½
6	6	7½	8
6½	6½	8	8½
7	7	8½	9
7½	7½	9	9½
8	8	9½	10
8½	8½	10	10½
9	9	10½	11
9½	9½	11	11½
10	10	11½	12½

Distribution Center

1201 W.Ward Ave. High Point, NC 27261
Mail all orders or payments to PO Box 5508

